

**Economic and Social Council**

Distr.: General
21 December 2001

Original: English

Commission on Narcotic Drugs

Forty-fifth session

Vienna, 11-15 March 2002

Item 7 of the provisional agenda*

Illicit drug traffic and supply: world situation with regard to drug trafficking and reports of subsidiary bodies of the Commission

World situation with regard to illicit drug trafficking and action taken by subsidiary bodies of the Commission on Narcotic Drugs**Report of the Secretariat***Summary*

The present report provides an overview of the global trends and patterns in illicit drug production and trafficking and of the action taken by subsidiary bodies of the Commission on Narcotic Drugs in 2001.

The global supply of heroin declined considerably during 2001, mainly because of the substantive reduction of opium production in Afghanistan during that year. Trafficking trends, which were assessed up to 2000 in this report, reflect a huge increase in heroin seizures at the global level, assumed to be the result of the enormous opium production peak in Afghanistan during 1999. Heroin prices continued to decrease in western Europe, as well as in North America.

Production of cocaine in 2001 is estimated to have followed trends of previous years, with Colombia remaining the major producer country. Seizures for 2000 declined in both North America and western Europe, two major consumer markets. Both regions continue to reflect stable or decreasing trends in respect of cocaine prices.

Cannabis herb seizures have greatly increased in 2000, while interceptions of cannabis resin continue to reflect stabilization.

* E/CN.7/2002/1.

Production and trafficking of amphetamine-type stimulants for the first time in many years show levelling-off and, in some instances, decreasing trends as regards methamphetamine in North America and amphetamine in western Europe. However, methamphetamine seizure trends continue to rise in east/south-east Asia. Finally, trafficking of Ecstasy-type substances show further increases worldwide, with western Europe, mainly the Netherlands, remaining the primary supplier.

Contents

	<i>Paragraphs</i>	<i>Page</i>
I. Introduction.....	1-9	3
II. Global trends in illicit crop cultivation and production of plant-based drugs, 2001.....	10-28	5
A. Opium.....	10-22	5
B. Coca.....	23-28	10
III. Global and regional trends in trafficking in plant-based drugs, up to 2000.....	29-81	13
A. Opiates.....	29-50	13
B. Cocaine.....	51-64	21
C. Cannabis.....	65-81	27
IV. Global and regional trends in illicit manufacture of and trafficking in amphetamine-type stimulants, up to 2000.....	82-107	32
A. Methamphetamine.....	85-94	32
B. Amphetamine.....	95-99	36
C. Ecstasy-type substances.....	100-107	38
V. Action taken by the subsidiary bodies of the Commission.....	108-127	40
A. Recommendations of the subsidiary bodies.....	112-126	41
B. Draft resolution to be recommended by the Commission on Narcotic Drugs for adoption by the Economic and Social Council.....	127	45

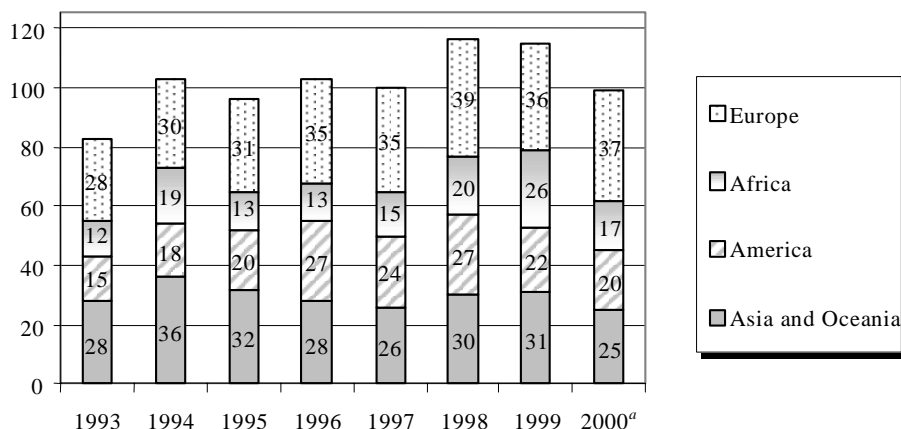
I. Introduction

1. The present report provides an overview of the latest trends in illicit drug production and trafficking at the global and regional levels, and summarizes information received from Governments and other sources on that matter. The statistics and analyses, which are presented by drug type, provide an overview of (a) illicit cultivation and production of opium and coca leaf, (b) trafficking in opiates, cocaine and cannabis and (c) manufacture of and trafficking in amphetamine-type stimulants.
2. The primary source of information used for the statistics and analyses presented in this report are replies to the annual reports questionnaire, part III (illicit traffic), submitted by Governments to the United Nations International Drug Control Programme (UNDCP). Though most analyses relate to a long-term trend of previous years, particular focus is given to 2000, the latest reporting year of the annual reports questionnaire. A total of 99 replies to the questionnaire for 2000 were received by 15 December 2001.
3. In identifying trends, information is also drawn from reports on individual significant seizure cases that have been furnished by some Governments to UNDCP. Approximately 30 countries are currently reporting significant seizure cases on a regular basis. During 2000, about 6,500 seizure cases were reported to UNDCP.
4. In the absence of replies to the annual reports questionnaire or other governmental information, or in cases where insufficient information was provided in the questionnaires, the following sources were used to supplement data: the International Criminal Police Organization (Interpol), the Customs Cooperation Council (known as the World Customs Organization), the International Narcotics Control Board (INCB) and the Inter-American Drug Abuse Control Commission (CICAD) of the Organization of American States.
5. Figure 1 provides an overview by region of the number of replies to the annual reports questionnaire received from countries and territories in recent years. It should be noted that the total number of replies to the 2000 annual reports questionnaire is not yet known as a number of replies are expected to be submitted late.
6. The main problems with regard to data relate to the irregularity and incompleteness in reporting, affecting the quantity, quality and comparability of information received. First, the irregular intervals at which some Governments report may result in absence of data in some years but availability in others. Lack of regular data, for which UNDCP tries to compensate by references to other sources, could influence trend patterns. Secondly, replies to the annual reports questionnaire are not always complete or sufficiently comprehensive. While data on seizures are provided by many Governments in a detailed manner, information on illicit crop cultivation and drug production, clandestine laboratories and manufacturing activities, as well as on particulars of prices, is often absent. Thirdly, differences in the criteria used for reporting in various countries, or in individual countries over a period of time, may distort the drug trafficking picture and trend analyses. For example, some countries include so-called "kitchen" laboratories in the total number of manufacturing sites detected, while others only count fully equipped clandestine laboratories. By the same token, a country that in the past has included "kitchen"

laboratories may then change its reporting practice and omit such detections. Also, the extent to which seizure statistics from countries constitute all reported national cases, regardless of the final destination of the illicit drug, may vary, making it difficult to assess international drug trafficking.

Figure 1

Annual reports questionnaires received, by region, 1993-2000



^a Preliminary figure.

7. Despite problems with regard to reporting on drug supply issues, the reporting performance of Governments on drug supply issues has improved in recent years. However, the inherent complexity of a number of indicators used to measure the illicit drug supply and trafficking problem, due to its illegal nature, often make it difficult to analyse the data received. With regard to illicit crop cultivation and the production of plant-based drugs, the methodologies used for collecting data are extremely complex (and costly to implement), often taking into account almost irreconcilable elements, such as differing growing seasons, intercropping, varying yields and destroyed or lost harvests. Seizures of drugs remain a key indicator for trafficking trends. Seizure data are, however, indirect rather than direct indicators; they measure not only drug trafficking trends, but also the level and effectiveness of law enforcement capacities in each country. Finally, statistics on the detection of clandestine laboratories, which are used to measure illicit manufacturing activities, also have limitations. Statistics on the number and type of laboratories detected per country provide information on the location of illicit manufacturing activities and the types of illicit drugs produced, but they do not provide any indication of the volume of the drugs produced, as the production capacity of laboratories often remains unknown. Nevertheless, drug seizures made in the context of detecting clandestine laboratories represent a useful tool for the early identification of trends with regard to the exact type of drug produced, the precursors used and the synthesis methods applied. (By comparison, drug seizures at the street level, for example, often do not provide exact information concerning the type of drug seized. This is particularly common in the case of synthetic drugs; for example, in the differentiation of amphetamine-type stimulants).

8. One additional problem in the reporting of statistics on illicit drug supply that has been noted in recent years is related to seizure data. More and more countries are implementing joint operations where drugs are intercepted. Drug seizures are often reported by all countries involved in such joint activities. Similarly, seizure statistics from different agencies (i.e. customs, police) within the same country may include some duplication if more than one agency is involved in an interception. When that happens, the final annual seizure data reported by the country concerned will include duplicate seizure statistics, which distorts the analysis of trends, interception rates and so on.

9. A new format of the annual reports questionnaire has been developed; it addresses some of the difficulties in reporting drug statistics. The new version of the annual reports questionnaire will be circulated to Member States in 2002 for reporting on 2001 drug trends.

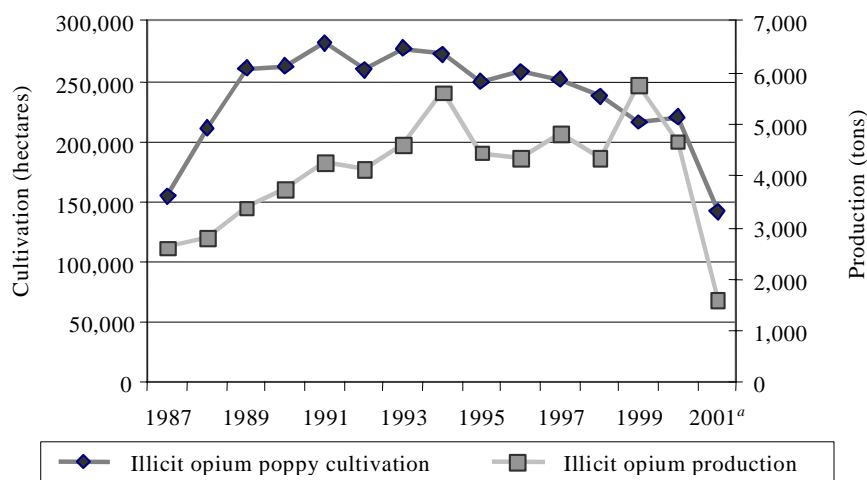
II. Global trends in illicit crop cultivation and production of plant-based drugs, 2001

A. Opium

10. The year 2001 saw a significant decrease in illicit opium poppy cultivation and opium production. Global opium poppy cultivation was estimated at 142,800 hectares, declining by over one third (36 per cent) from over 220,000 hectares in 2000. Illicit opium production fell by two thirds (66 per cent), from a total of over 4,600 tons to less than 1,600 tons (see figure 2).

Figure 2

Illicit opium poppy cultivation and opium production: global trends, 1987-2001



^aData for 2001 are still preliminary.

11. The decline in illicit opium poppy cultivation and opium production was mainly related to recent developments in Afghanistan, where opium production dropped from 3,276 tons in 2000 to 185 tons in 2001—a decrease of 94 per cent. Helmand, which in previous years had recorded the highest level of opium poppy cultivation, recorded no such cultivation in the 2001 season. Nangarhar, the province with the second highest level of opium poppy cultivation, is reported to have had a minimal cultivation area (218 hectares). Almost all major former poppy-growing provinces had no areas or relatively small areas under opium cultivation in 2001. That reduction is the result of the implementation of the opium poppy ban. Badakhshan, a province in the north, the area under opium poppy cultivation increased from 2,458 hectares in 2000 to 6,342 hectares in 2001, representing 83 per cent of the total area under such cultivation in the country.¹

12. Illicit opium production in Myanmar was estimated to have remained more or less stable in 2001 compared with 2000. Over the last 10 years, illicit opium poppy cultivation in Myanmar has declined by 40 per cent; however, with the recent drop in opium production in Afghanistan, Myanmar has become the world's largest opium-producing country. The latest estimates indicate that some 1,100 tons of opium was harvested in 2001. Myanmar has formulated a 15-year plan with the aim of ceasing opium poppy cultivation in the country by 2014 and establishing a condition for sustainability.²

13. The Lao People's Democratic Republic remains the third largest opium producer in the world. A survey carried out in 2001 revealed a total of 17,255 hectares under opium poppy cultivation with a production capacity of 134 tons. That represents a reduction of 9.5 per cent compared with the previous year and confirms the downward trend since 1998, when the cultivation of opium poppy was estimated at 26,800 hectares. The survey further demonstrated that opium poppy cultivation continues to take place mainly in the six provinces targeted by the Opium Elimination Programme launched in 1998. The cultivation in those six provinces accounted for 89 per cent of the total area under cultivation.³

14. Illicit opium production remains limited in other countries in Asia, including in countries that had once been major opium producers. Pakistan, one of the main producers of opium in the early 1980s, successfully decreased its level of opium production to a minimum following a 15-year programme of alternative development. Trends in 2001 reflected a further decrease in opium production in Pakistan, which is currently estimated at about 5 tons. The decline in opium poppy cultivation in Afghanistan meant that a resurgence of such cultivation in Pakistan might be possible during 2001, but in the latest estimates there is not any indication of such a trend. The most recent data for Thailand suggest a possible increase in opium production during the 2001 harvest, to an annual production level of roughly 13 tons. For a period of 30 years, Thailand has ceased to be a major producer of opium. Opium production in Viet Nam has declined to very low amounts during the last two years. The sustained reduction of opium poppy cultivation has also been confirmed in the Islamic Republic of Iran; that country, which was a major opium producer until the late 1970s, has been virtually free of opium poppy for the last 20 years. Opium poppy cultivation in Central Asia remains negligible.²

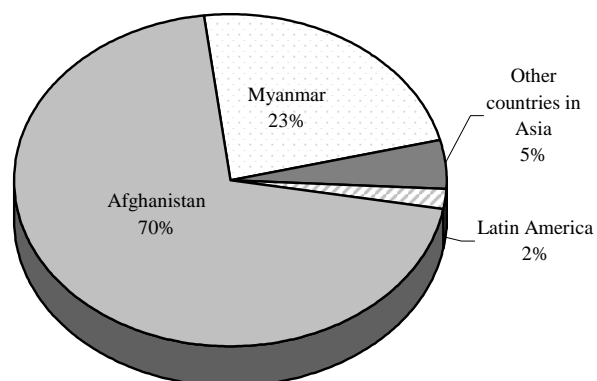
15. In Latin America, illicit opium production continues to take place mainly in Colombia and Mexico. Colombia reported in the annual reports questionnaire a total of 47 tons of opium produced in 2000, down from 73 tons in 1998 and 65 tons in 1999. Estimates available from other sources indicate slightly higher figures. No data are available from Colombia for 2001, but opium production is estimated to have remained relatively stable. Data on illicit opium poppy cultivation in Mexico continue to be scarce. The level of production in Mexico seems to be lower than in Colombia and has been estimated at around 20 tons in recent years. In the annual reports questionnaire for 2000, Mexico reported the eradication of 15,717 hectares of opium poppy.

16. A number of other countries reported illicit opium poppy cultivation in 2000, though only to a limited extent. In Africa, Egypt reported a total of 86 feddans (36.12 hectares) of opium poppy under cultivation. In the Americas, apart from Colombia and Mexico, the main opium producers in the region, Guatemala (0.75 hectares), Peru and Venezuela (181 hectares) had recorded limited opium poppy cultivation during 2000. In Asia, countries reporting illicit opium poppy cultivation, in addition to those mentioned above, included Armenia (0.20 hectare), India, Japan, Kyrgyzstan, Lebanon (3.9 hectares) and Uzbekistan (1.17 hectares). Finally, the following countries in Europe reported illicit opium poppy cultivation during 2000: Belarus (2.9 hectares), Italy, Latvia (2 hectares), Lithuania (10.8 hectares), Portugal (1,348 poppy plants), Spain and Turkey.

17. With the massive reduction of opium poppy cultivation in Afghanistan, the producer countries' share of global production changed significantly (see figures 3 and 4). In 2000, Afghanistan accounted for about 70 per cent of global opium production; it was followed by Myanmar (23 per cent). Other Asian countries, including the Lao People's Democratic Republic, Pakistan, Thailand and Viet Nam, together accounted for 5 per cent of global production, and Latin America (Colombia and Mexico) accounted for 2 per cent. In 2001, Myanmar became the world's largest opium producer, accounting for 70 per cent of global production. Afghanistan's share was reduced to 12 per cent, equal to that of the other Asian countries together. Latin America accounted for 6 per cent of global opium production in 2001.

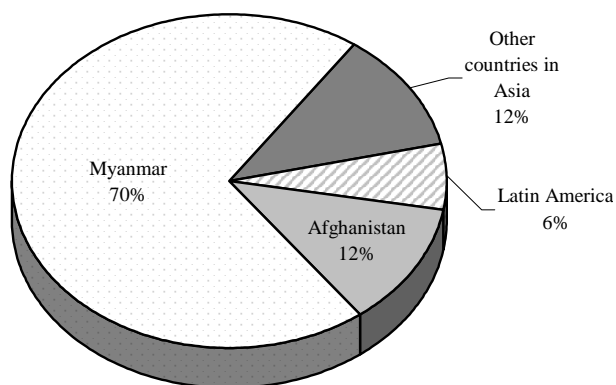
18. Prices of opium at the farm-gate level reflected significant changes in some producer countries during 2001. In Afghanistan, prices for fresh and dry opium increased greatly during that year. The average farm-gate price for fresh opium was US\$ 301 per kilogram in 2001, a 10-fold increase from the previous years' average price of US\$ 30 per kilogram. The potential gross income from the sale of fresh opium by growers was around US\$ 56 million, approximately 38 per cent less than the estimate for 2000 (around US\$ 91 million).¹ The reduction in opium production naturally resulted in a shortage of the availability of the drug; consequently, prices rose. Further sharp increases were noted after mid-2001—a possible indication that opiate stocks had started to be depleted. After the events of 11 September 2001, prices dropped significantly but they seem to have recovered since then (see figure 5).

Figure 3
Opium: shares of global production,^a 2000
(Percentage)



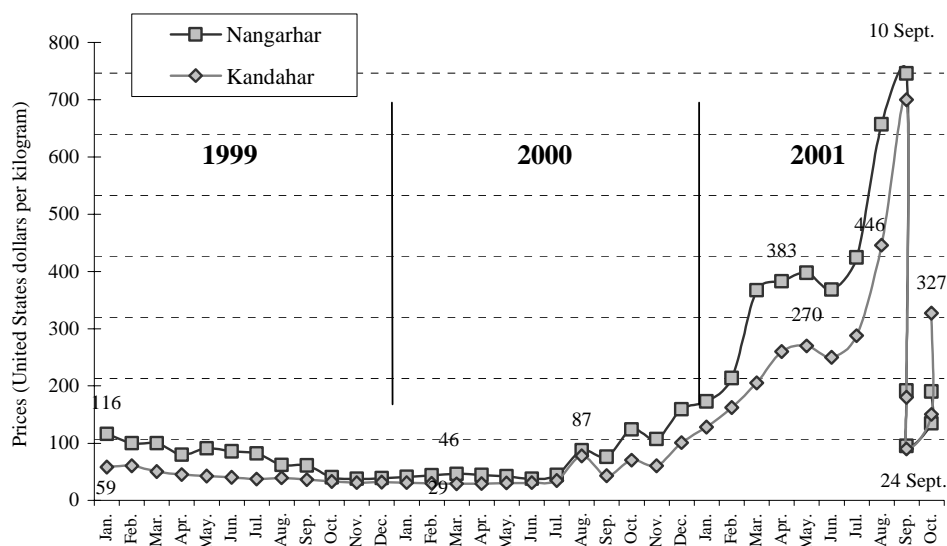
^a Total: 4,558 tons.

Figure 4
Opium: shares of global production,^a 2001
(Percentage)



^a Total: approximately 1,570 tons.

Figure 5
Opium: farm-gate prices in Afghanistan, 1999-2001



19. In Pakistan, opium farm-gate prices were following the sharply increasing trend in Afghanistan during 2001, with the average price at US\$ 427 per kilogram. Prices for 2001 in south-east Asia were for the first time lower than in south-west Asia. In Myanmar, opium prices were assessed at US\$ 189 per kilogram, or slightly lower than in 2000. Opium farm-gate prices in Thailand were significantly higher in 2001 than during the previous growing season.⁴ Stable trends have been recorded in the Lao People's Democratic Republic: opium farm-gate prices were estimated at US\$ 165 per kilogram in March 2001, compared with US\$ 168 per kilogram in March 2000.³ In Latin America, farm-gate prices for opium are generally higher than in Asia, but no exact data are available for 2001 (see figure 6).

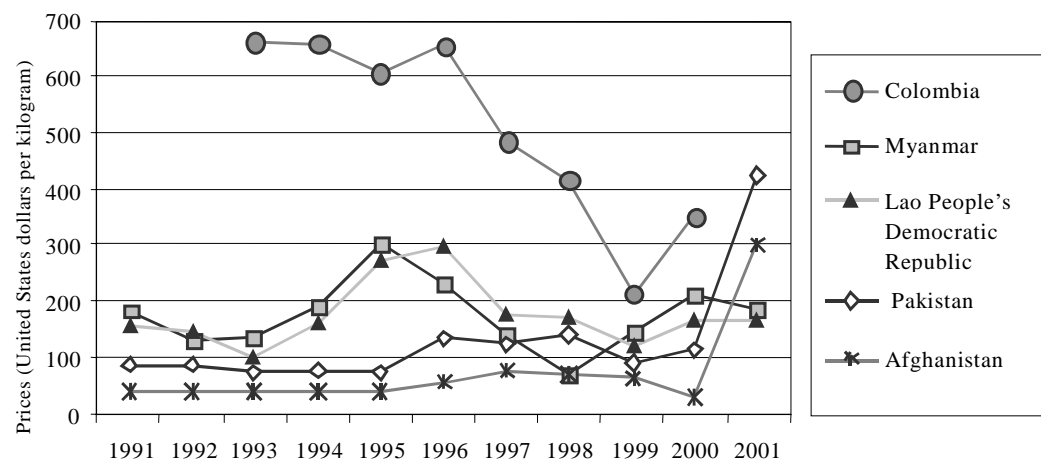
20. If all of the opium produced in 2001 (approximately 1,570 tons) were converted into heroin, the heroin manufactured (calculated at the traditional 1:10 conversion rate for processing opium into heroin) would amount to about 157 tons.

21. In 2000, the world's potential for heroin manufacture was estimated at about 470 tons. The total amount of opiates seized in 2000 amounted to 96 tons (in heroin equivalent)—an interception rate of 20 per cent; that rate is relatively high as for opiates the interception rate usually varies between 10 and 15 per cent. However, such calculations cannot be very accurate since interceptions made during one year do not only relate to the drug production of the same year. Drugs harvested during one year could enter the illicit traffic in later years, after they have been stored. Heroin seizures reached a particularly high level in 2000; that is assumed to have been the result of the peak in opium production in 1999. Thus, the interception rate of 20 per cent based on figures for 2000 only is unrealistic.

Figure 6

Opium: farm-gate prices in producer countries, 1991-2001

(Constant 2001 United States dollars)

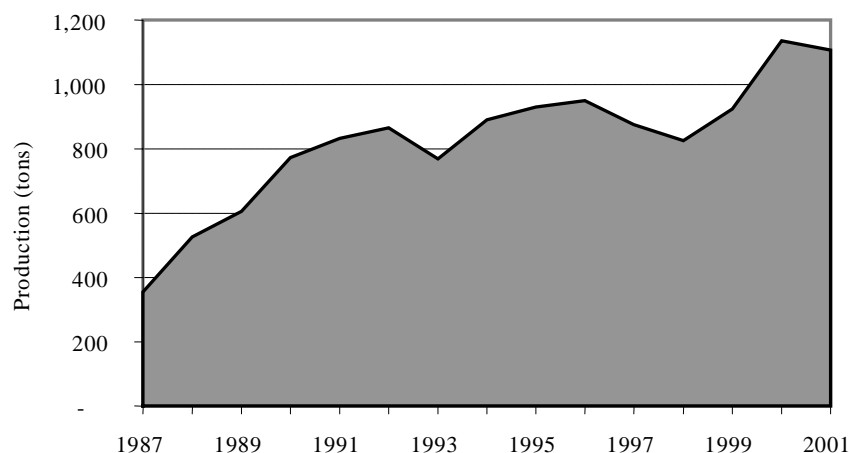


22. The potential availability of heroin on the world markets in 2000 was roughly 370 tons; however, that figure was derived by deducting global opiate seizures from the potential for heroin manufacture, a calculation that does not take into account the quantities of drugs destroyed or lost during the trafficking process. The potential availability of heroin in previous years varied between 360 and 570 tons; however, that is only the potential amount of heroin available as a large quantity continues to be consumed in the form of opium. With the significant decline in opium production in 2001, a maximum of 100-150 tons would be available to the world markets. The question remains as to the consequences of such a development for illicit heroin markets.

B. Coca

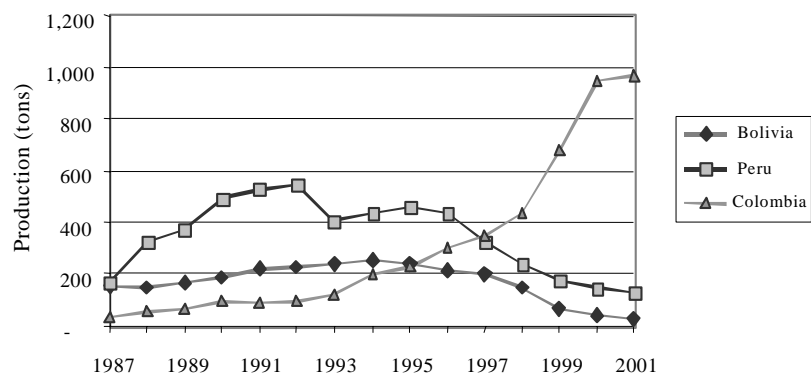
23. The information received on illicit coca bush cultivation in 2001 is scarce. It appears that, at the global level, the coca market has more or less stabilized in recent years, both in respect of coca production as well as consumption. Global cocaine manufacture continues to be estimated at roughly 800-1,000 tons per year, though the data available remain vague. It is likely that cocaine manufacture was even slightly higher in 2000 and 2001, owing to increases in Colombia in recent years (see figure 7).

Figure 7
Illicit coca leaf production: global trends, 1987-2001



24. Trends in the three coca producer countries remain unchanged; declines in recent years in Bolivia and Peru were offset by sharp increases in Colombia (see figure 8). The total area under illicit coca bush cultivation in Bolivia has decreased to a minimum in recent years; it currently amounts to perhaps less than 2,000 hectares. The reduction of coca bush cultivation is also continuing in Peru, where it is estimated that a total area of roughly 30,000 hectares are under such cultivation, compared with over 200,000 hectares during the early 1990s. Colombia reported a total of 163,000 hectares under illicit coca bush cultivation in 2000 and for the first time in many years indicated a stable trend. Total cocaine manufacture was estimated at almost 950 tons in 2000; it is assumed that it will be at a similar level in 2001. In comparison, for 1999, Colombia reported its cocaine manufacture to be approximately 500-550 tons, a figure that was finally estimated to be 680 tons.

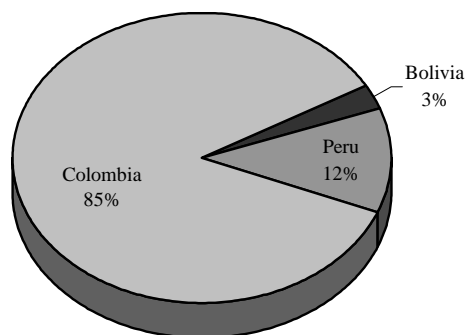
Figure 8
Illicit coca leaf production in Bolivia, Colombia and Peru, 1987-2001



25. Of the three main cocaine-manufacturing countries, Colombia holds the lead position. Assuming that current estimates are correct, Colombia is expected to account for approximately 85 per cent of global cocaine manufacture in 2001. The cocaine manufacturing capacity of Peru and Bolivia are expected to diminish to 12 per cent and 3 per cent, respectively (see figure 9).

Figure 9

Cocaine manufacture^a in Bolivia, Colombia and Peru, 2001



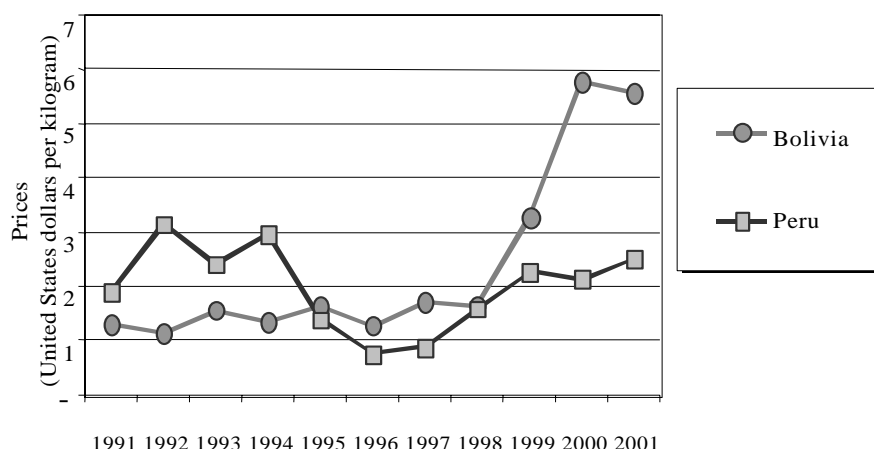
^a Total: approximately 1,100 tons.

26. In addition to the traditional coca producer countries, Venezuela reported illicit coca bush cultivation in 2000, though to a limited extent only. The total area under illicit coca bush cultivation in that country amounted to 26 hectares, but the area under such cultivation was increasing.

27. Farm-gate prices for coca leaf have been rising in both Bolivia and Peru in recent years (see figure 10). In Bolivia, prices increased from an average of US\$ 1.5 per kilogram during the mid-1990s to US\$ 5.7 per kilogram in 2000. During 2001, a slight decrease to approximately US\$ 5.5 per kilogram was noted. In Peru, coca leaf prices were assessed at US\$ 2.5 per kilogram in 2001, compared with less than US\$ 1.00 in previous years. Data on coca leaf prices are not available from Colombia.

28. Cocaine interception rates are more difficult to assess, since the estimates for cocaine manufacture are based on a larger error margin than estimates for opium production. During recent years, global seizure rates have been much higher for cocaine than for opiates, partly because of differences in the trafficking patterns. In 2000, the interception rate for cocaine was assessed at 30 per cent; cocaine seizures totalled approximately 330 tons. The potential availability of cocaine on world markets would be approximately 700 tons, though drugs destroyed or lost during the trafficking process would not have been taken into account in calculating that figure.

Figure 10
Coca leaf: farm-gate prices in Bolivia and Peru, 1991-2001
 (Constant 2001 United States dollars)



III. Global and regional trends in trafficking in plant-based drugs, up to 2000

A. Opiates

29. Global seizures of opiates (including heroin, morphine and opium—in heroin equivalent) increased from 85 tons in 1999 to 96 tons in 2000. It was mainly heroin seizures that accounted for the increase in 2000; seizures of morphine and opium decreased by 5 per cent and 11 per cent, respectively. Global heroin seizures increased by over 40 per cent in 2000 (see figure 11).

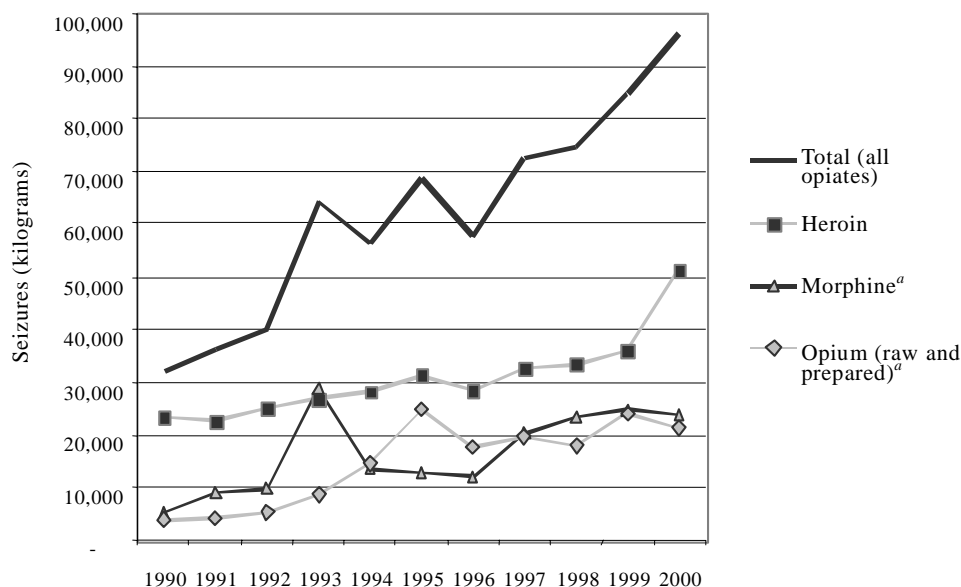
30. The increase in seizures of opiates in 2000 is assumed to be the result of the peak in opium production in Afghanistan during 1999. The varying trends in respect of opium, morphine and heroin seizures may be explained as follows: reports received in recent years indicated that the processing of heroin was increasingly taking place closer to the production sites (that is, within Afghanistan, though the type and purity of the heroin manufactured were unknown and the quality was assumed to be low); in addition, the traditional smuggling of opiates in the form of opium and morphine into other countries, mainly Turkey, to be further refined and manufactured into heroin hydrochloride, continued. It appears that opiate drugs are more frequently leaving the producer country in the form of heroin; thus seizures of such drugs are increasing as is production, while opium and morphine seizures are decreasing slightly.

31. A total of 213 tons of opium was seized worldwide in 2000, which is a decrease from the 1999 peak (239 tons) but above the levels of previous years. The Islamic Republic of Iran continues to record the largest amount of opium seizures worldwide (179 tons). That country accounts for more than 80 per cent of the global opium seizures. Other countries that reported significant opium seizures in 2000

include Pakistan (8.9 tons), Tajikistan (4.8 tons), India (2.7 tons), China (2.4 tons), Turkmenistan (2.3 tons), the Russian Federation (2.2 tons), Uzbekistan (2 tons), Myanmar (1.8 tons), Thailand (1.6 tons), the Republic of Moldova (1.5 tons) and Kyrgyzstan (1.4 tons). Most of those countries recorded an increase in opium seizures during 2000; the exceptions were the Islamic Republic of Iran, Pakistan, Turkmenistan and Uzbekistan.

Figure 11

Opium, morphine and heroin: trends in global seizures, 1990-2000



^a In heroin equivalent.

32. Seizures of opium reflect the principal production and consumption areas, as well as potential locations for heroin processing or transit zones. The list of countries with the largest opium seizures in south-east Asia (China, Myanmar and Thailand) continues to mainly include those with the principal production and consumption areas. Opium seizures increased in south-east Asia during 2000. In south-west Asia, seizures of opium remain high in countries bordering Afghanistan (the Islamic Republic of Iran, Pakistan, Tajikistan, Turkmenistan and Uzbekistan), though only Tajikistan recorded an increase in opium seizures while other countries in that area recorded decreases in 2000 compared with 1999. That could be because heroin processing has increasingly shifted to areas within Afghanistan. The increase in Tajikistan is partly attributable to the strengthening of the law enforcement capacity in that country, which resulted in a significant increase in opium and heroin seizures during 2000.

33. Global morphine seizures decreased slightly from 24.8 tons in 1999 to 23.6 tons in 2000. As with opium, most seizures of morphine were recorded in the Islamic Republic of Iran, which accounted for 88 per cent of the morphine seized worldwide in 2000. (It must be noted, however, that some countries may be

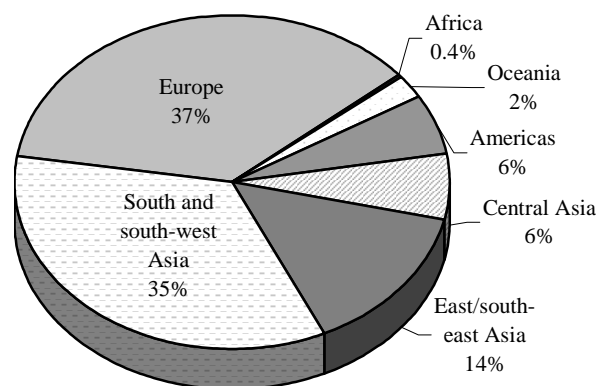
reporting morphine seizures together with heroin seizures as it is often not clear whether any differentiation has been made.) Morphine seizures in the Islamic Republic of Iran decreased somewhat from 22.8 tons in 1999 to 20.8 tons in 2000. The only other country that continued to record significant quantities of morphine seizures was Turkey, where in 2000 such seizures reached the highest level ever recorded in that country (2.5 tons).

34. Morphine continued to be trafficked through the Islamic Republic of Iran into Turkey, to be converted into heroin. It appears, however, that the increased opium production in Afghanistan in 1999 did not affect this trafficking pattern, as seizures of morphine along that route reflected relatively stable trends during 2000.

35. Global heroin seizures, which have been steadily rising over the last decade, increased by another 40 per cent in 2000 compared with the figures for 1999. That is the largest annual increase ever recorded. Total seizures amounted to 51 tons, up from 33 tons in 1998 and 36 tons in 1999. It is particularly interesting to note that that increase was reflected in almost all regions and many countries worldwide.

36. Heroin seizures increased in most regions; however, the share of total seizures in each region remained more or less unchanged. South and south-west Asia continued to account for about one third of global heroin seizures. A similar share was accounted for by Europe. Central Asia accounted for 6 per cent. Heroin seizures in south-east Asia accounted for approximately 15 per cent of total seizures, and the share of such seizures in the Americas remained unchanged at 6 per cent (see figure 12).

Figure 12
Heroin seizures,^a by region, 2000



^a Total: 51 tons.

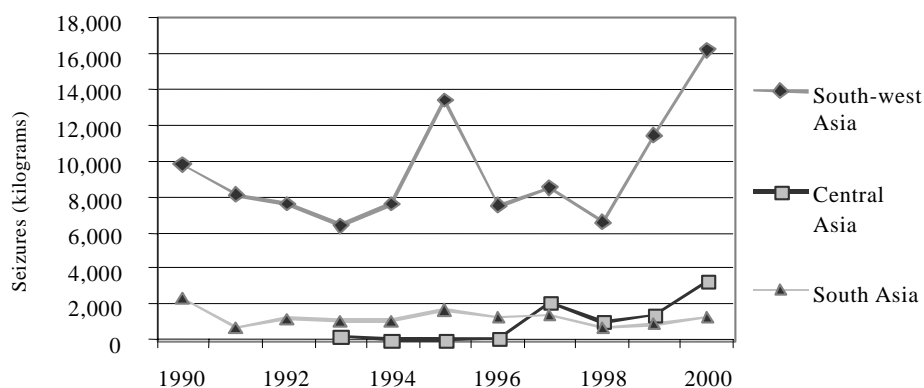
37. In south and south-west Asia, many countries reported a significant increase in heroin seizures in 2000. Pakistan recorded a total of 9.5 tons of heroin seized, which was the largest volume of heroin seized in one year by any country worldwide. (The only time when a larger volume of heroin was seized was in 1995—again in Pakistan.) In 1999, seizures of heroin in Pakistan amounted to less than 5 tons. The Islamic Republic of Iran also recorded a relatively large volume of heroin seized in

2000—6.2 tons. Heroin seizures in the Islamic Republic of Iran were already at a high level in 1999, when they amounted to 6 tons; during the 1990s, however, the recorded volume was between 1 and 3 tons annually. A large increase in heroin seizures in 2000 was also reported in India (1.2 tons) and, to a lesser extent, in Sri Lanka (94 kg). India reported that most of the heroin seized in that country originated in south-west Asia, while only negligible amounts had originated in south-east Asia. Sri Lanka reported that the increase in its heroin seizures in 2000 was due to one single operation that resulted in the largest heroin seizure ever recorded. Other countries in south-west Asia with notable increases in heroin seizures in 2000 included Saudi Arabia (200 kg), Jordan (127 kg) and the United Arab Emirates (82 kg). Total heroin seizures in south and south-west Asia reached a record level of over 17.5 tons during 2000 (see figure 13).

38. Large increases in heroin seizures were also noted by countries in Central Asia. In that region, a record level of 3.3 tons of seized heroin was recorded in 2000, up from 1.4 tons in 1999 (see figure 13). The largest volume and most significant increase was reported in Tajikistan. That country recorded a total of 1.9 tons of seized heroin in 2000, compared with 700 kg in 1999—an increase of 166 per cent. Heroin seizures also increased in Uzbekistan (675 kg), Kazakhstan (262 kg) and Kyrgyzstan (216 kg). Uzbekistan reported an increasing number of attempts to smuggle larger consignments of heroin and opium out of Tajikistan. At the same time, though the bulk of the heroin continued to be transported by road, increasing use of air transport and the use of women and children as couriers had also been noted.

Figure 13

Heroin seizures: trends in south, south-west and Central Asia, 1990-2000



39. The increase in heroin seizures in south-west Asia and parts of Central Asia during 2000 reflects a continuation of the trend in 1999, when heroin seizures increased significantly after having remained at relatively stable levels for several years. That trend probably related to the high opium production level in Afghanistan in 1999 and, to a lesser extent, in 2000. Only countries in south-west Asia and Central Asia, in particular, countries bordering Afghanistan, recorded a significant increase in heroin seizures already in 1999 and a continuation of that trend in 2000, while most other countries worldwide recorded stable or even declining heroin

seizures in 1999. In 2000, heroin seizures rose in most regions worldwide. It seems that the opium production peak in Afghanistan in 1999 was reflected on world markets only in 2000. That could also be taken as an indication of opiates being stockpiled within the region.

40. The three main routes used for smuggling opiates originating in Afghanistan into illicit markets worldwide (mainly in Europe and, to a lesser extent, North America), remained more or less unchanged. As described in reports over the last year, the northern route (via Tajikistan and countries in Central Asia and eastern Europe) continues to be increasingly used, while the western route (via the Islamic Republic of Iran and Turkey and on to the Balkan route) and the southern route (via Pakistan) remain the most important routes used for smuggling opium and heroin. Pakistan reported that, though an increasing proportion of opiates originating in Afghanistan were being smuggled through Central Asia, the largest share continued to be transported through the Islamic Republic of Iran, on the one hand, and via Pakistan, on the other.

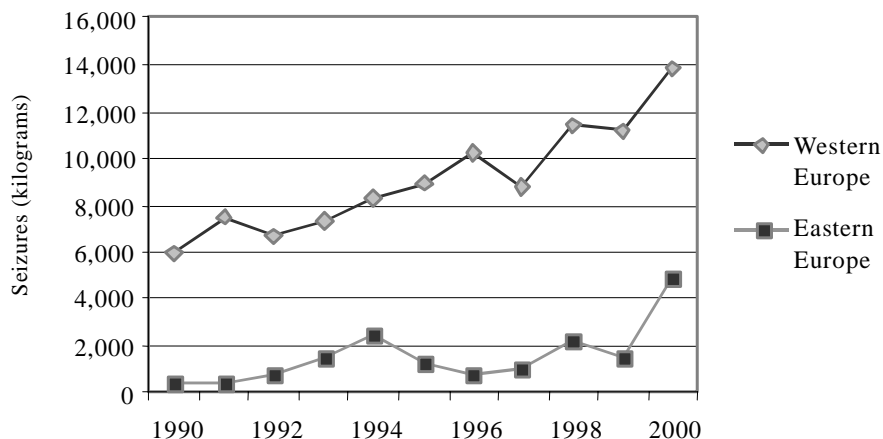
41. Heroin seizures in eastern Europe increased significantly in 2000, amounting to 4.8 tons, compared with 1.4 tons in 1999 (see figure 14). In respect of heroin seizures, many regions worldwide reflected relatively stable trends in 1999 and a significant rise in 2000. That trend was particularly reflected in eastern Europe, where the increase in heroin seizures amounted to 230 per cent. The largest volume of heroin seizures and most significant increase in such seizures were recorded in Bulgaria. That country reported over 2 tons of heroin seized during 2000, while its average annual heroin seizure level during recent years was about 300 kg. Heroin seizures in the Russian Federation have been rising steadily in recent years, reaching almost 1 ton in 2000. Other countries that recorded significant increases in heroin seizures during 2000 included Hungary (819 kg), Slovenia (392 kg) and Poland (120 kg). However, reports received from the Baltic States (Estonia, Latvia and Lithuania) continue to reflect low levels of heroin seizures.

42. In western Europe, heroin seizures increased by 24 per cent, from just above 11 tons in 1998 and 1999 to 13.8 tons in 2000 (see figure 14). Though that represented a considerable increase, it was less than the increase in other regions. In recent years, the market for heroin in western Europe has been described as being saturated. The overall trend towards stabilization may still be continuing, though more opiates were smuggled into the region in 2000 following the opium production peak in Afghanistan during 1999. Turkey reported 6 tons of heroin seized during 2000, a sharp increase compared with 1999 (3.6 tons) and the highest volume of heroin seizures ever recorded in that country. That figure also ranked among the highest figures for heroin seizures recorded worldwide during 2000; only Pakistan recorded a significantly higher figure (9 tons), while similar figures were reported by China and the Islamic Republic of Iran. One of the most significant increases in heroin seizures in western Europe was reported by Greece. Heroin seizures in that country increased from an average of 100-200 kg per year over the last decade to 1.2 tons in 2000. Other countries in western Europe with relatively large increases in heroin seizures during 2000 included Portugal (567 kg), Austria (230 kg) and Belgium (187 kg). In the Netherlands (896 kg) and France (443 kg), heroin seizures also increased in 2000 compared with 1999, though both countries had reported even higher levels during previous years. Decreasing trends were recorded in the

United Kingdom of Great Britain and Northern Ireland (preliminary figure of 1.5 tons), Italy (980 kg) and Spain (484 kg).

Figure 14

Heroin seizures: trends in Europe, by subregion, 1990-2000



43. Heroin seizures recorded in countries in Europe indicate that trafficking routes have remained more or less unchanged. The massive heroin seizure volumes and significant increases in Bulgaria, Greece and Turkey, along with slightly less considerable increases reported in Albania, Slovenia and the former Yugoslav Republic of Macedonia, reflect the fact that the Balkan route continues to be the most important route used for smuggling heroin originating in Afghanistan and destined for western Europe. A number of countries in western Europe, including Austria, Germany, Greece, Ireland, the United Kingdom, Switzerland and Turkey, reported that the Balkan route and its various branches were still the most significant supply routes used for transporting heroin to the region. Secondly, rising trends in several eastern and central European countries (primarily the Russian Federation but also other countries such as Austria, Hungary, Poland and, to a slightly lesser extent, the Czech Republic and Slovakia) suggest that drugs are being transported via Central Asia and eastern Europe. Turkey reported that drug smugglers were increasingly storing their consignments in eastern European countries and were making smaller deliveries from there to countries further west. Finally, several countries in western Europe continued to serve as important entry points for heroin consignments. The decrease of heroin seizures in Spain may have been the result of Portugal being increasingly used as a transit country, because seizures in Portugal increased significantly in 2000. Belgium and the Netherlands recorded increased heroin seizures, and that area continued to serve as an important entry point for drugs in western Europe. The decrease in heroin seizures in the United Kingdom (a country for which only preliminary figures are currently available) was in line with the pattern of fluctuations recorded in that country since 1995; the trend there appears to be relatively stable. In the context of trafficking routes, the United Kingdom reported the emergence of the United Arab Emirates as a transit point for heroin smuggled via Pakistan.

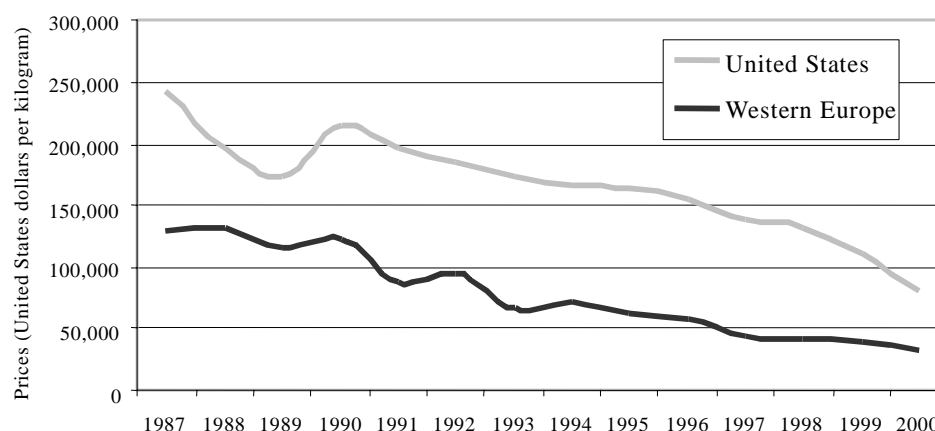
44. The smuggling of heroin into Europe is dominated by organized groups of Turkish and Albanian origin, as reported by Belgium, Greece and the United Kingdom. The United Kingdom noted growing evidence of more criminals from the United Kingdom dealing directly with Turkish-based heroin manufacturers as opposed to purchasing the drugs via Turkish criminals based in the United Kingdom. Other countries, such as the Czech Republic, Hungary and Pakistan, reported that the organization of heroin trafficking remained to a large extent in the hands of nationals of countries in eastern and western Africa.

45. Heroin prices in western Europe, which have been following a downward trend over the last decade, continued to decrease in 2000, at both the wholesale level and the retail level. At the same time, purity levels seem to have risen, as noted in reports by several European countries, in particular, the United Kingdom. Unconfirmed reports for 2001 suggest that the United Kingdom has been flooded with the cheapest heroin ever sold on its streets. That trend has presumably been caused by the increased supply from Afghanistan. Heroin prices in the United States of America continue to be considerably higher than in western Europe but have followed a similar declining trend (see figure 15).

Figure 15

Heroin: wholesale prices in western Europe and the United States of America, 1987-2000

(Constant 2000 United States dollars)



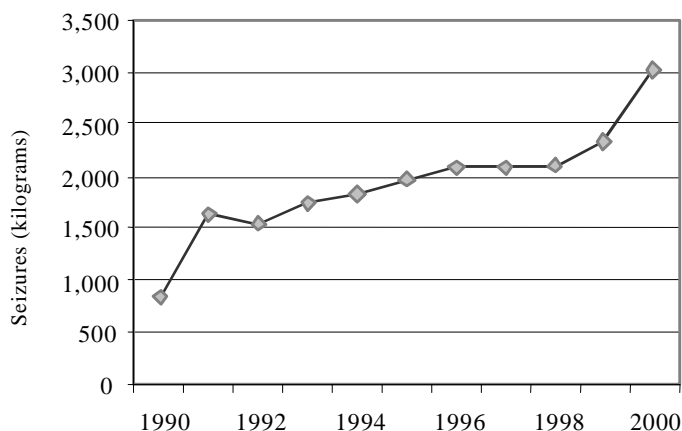
Note: The weighted average (by population) for Europe includes Austria, Belgium, Denmark, Finland, France, Germany, Greece, Iceland, Ireland, Italy, Luxembourg, the Netherlands, Norway, Portugal, Spain, Sweden, Switzerland and the United Kingdom of Great Britain and Northern Ireland.

46. In the Americas, heroin seizures, which have been steadily rising over the last decade, reached a record level of over 3 tons in 2000 (see figure 16). The increase compared with 1999 was 30 per cent, one of the largest increases recorded at the regional level. Heroin seizures continued to rise in Colombia (563 kg) and in its neighbouring countries, Ecuador (108 kg) and Venezuela (195 kg), as well as in the United States (1.7 tons); seizures of heroin in Mexico (300 kg) also increased slightly over recent years. Those five countries together accounted for 95 per cent of the heroin seizures in the Americas.

47. The United States reported four main sources of heroin. First, nearly all of the heroin manufactured in Mexico is said to be destined for distribution in the United States, mainly the western part of that country. Secondly, heroin manufactured in Colombia is readily available in the eastern and north-eastern parts of the United States and is continuing to spread to other parts of the country; Colombian heroin continues to be characterized by high quality, with purity levels frequently above 90 per cent. Thirdly, heroin with a high purity level also originates in south-east Asia, though a decrease in heroin from that source has been noted over the past few years. Finally, south-west Asian heroin is also smuggled into the United States.

Figure 16

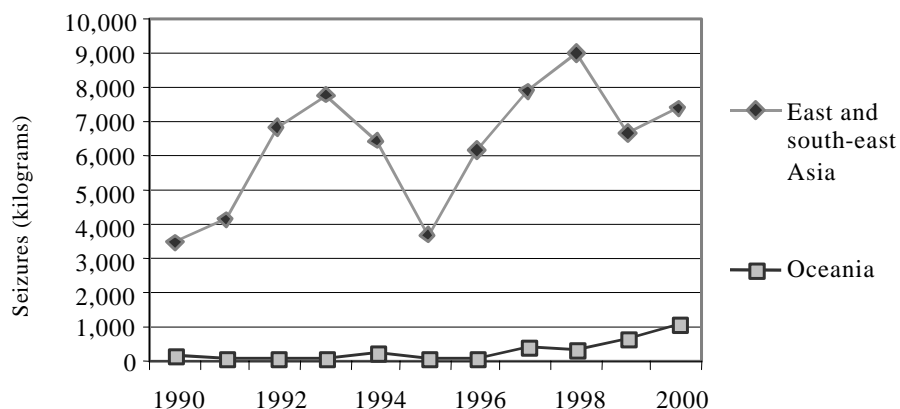
Heroin seizures: trends in the Americas, 1990-2000



48. Heroin seizures in south-east Asia, which were relatively low in 1999, increased again in 2000. A total of 7.4 tons of heroin was seized in the region, a figure which represents an increase of 11 per cent compared with 1999 but lies below the figures for 1997 and 1998. The increase in 2000 was mainly due to China, which recorded a total of 6.2 tons of seized heroin. In addition, heroin seizures increased in the Hong Kong Special Administrative Region (SAR) of China (339 kg) and decreased slightly in Thailand (385 kg), Myanmar (158 kg) and Malaysia (109 kg). China appears to have remained one of the most important transit countries for heroin trafficking in the region. The Hong Kong SAR of China reported that heroin originating in the Golden Triangle is transported overland into mainland China, where large quantities are stored for further distribution. Malaysia reported that the land route along its border area with Thailand has remained vulnerable to trafficking in opiates (see figure 17).

49. A record level of heroin seizures was also recorded in Oceania in 2000, amounting to 1.1 tons compared with 690 kg in 1999 and an average of less than 400 kg in previous years. Australia accounts for the bulk of heroin seizures in the region. Heroin seizures rose during 1999 and 2000, amounting to 735 kg in 2000. In addition, a relatively large quantity of heroin (358 kg) was seized in Fiji during 2000.

Figure 17

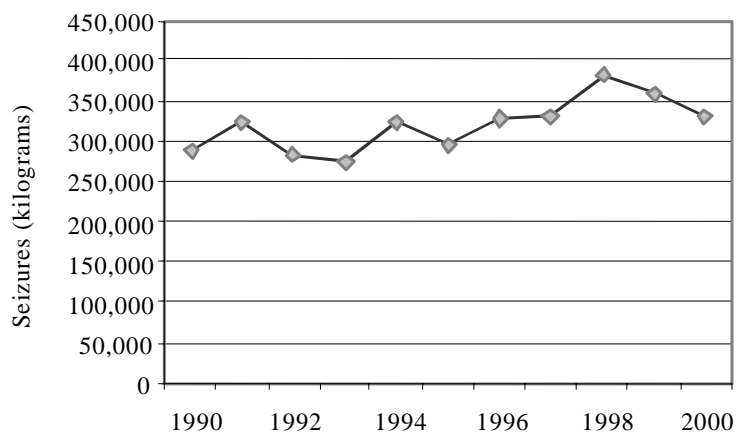
Heroin seizures: trends in east and south-east Asia and Oceania, 1990-2000

50. As in the past, reported heroin seizures in Africa were at a relatively low level in 2000. That was in part attributable to difficulties relating to law enforcement capacities in the region and lack of reporting rather than truly reflecting the extent of drug trafficking. However, increased heroin seizures were reported in 2000 by Kenya (29 kg), Ethiopia (18 kg), Egypt (37 kg) and South Africa (15 kg). The largest volume of heroin seizures was reported by Nigeria (55 kg); that figure, however, represented a decrease compared with the figure for 1999.

B. Cocaine

51. Measured in terms of the global seizure level, cocaine trafficking appears to have slightly decreased during 2000. Cocaine seizures worldwide decreased from about 380 tons in 1998 and 360 tons in 1999 to 330 tons in 2000 (see figure 18).

Figure 18

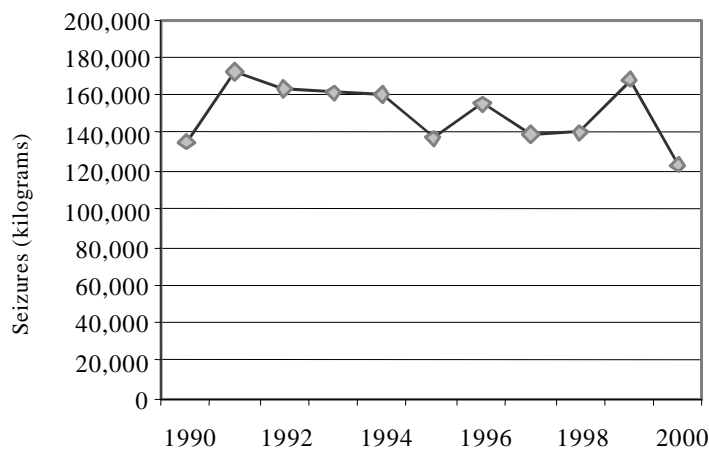
Cocaine seizures: global trends, 1990-2000

52. The most notable decreases in cocaine seizures occurred in North America and western Europe, the two main illicit markets for cocaine. Whether this suggests a saturation or even a decline of cocaine consumption worldwide remains to be seen. To what extent cocaine may be replaced by other drugs such as amphetamine-type stimulants continues to be the subject of much discussion. Another explanation for the declining seizure rates could be shifts in the use of trafficking routes and the expansion of new illicit markets for cocaine, such as in eastern Europe, where cocaine seizures are rising.

53. All three countries in North America—Canada, Mexico and the United States—recorded a significant decrease in cocaine seizures. Though data from the United States are still preliminary, the figure reported for 2000 (99.7 tons) reflects a decrease of 25 per cent compared with 1999 and, for the first time since 1990, is below 100 tons. Cocaine seizures in Mexico decreased from 35 tons in 1999 to 23.2 tons in 2000, though that decline was within the normal fluctuation range of cocaine seizures in that country since 1994. A more significant decrease was noted in Canada, where cocaine seizures fell to a record low of 277 kg, compared with 1.6 tons in 1999. In 2000, total cocaine seizures in North America amounted to 123 tons, the lowest level recorded since 1988 (see figure 19).

Figure 19

Cocaine seizures: trends in North America, 1990-2000



54. The United States reported that its south-west border with Mexico continues to be the primary point of entry for cocaine shipments being smuggled into the United States. According to an intelligence assessment, approximately 65 per cent of the cocaine smuggled into the United States crosses that border. While organized criminal groups operating in Colombia control the supply of cocaine worldwide, in the United States, the role of drug trafficking organizations based in Mexico is continuing to grow. Cocaine use in the United States has reportedly remained at a high level in recent years.

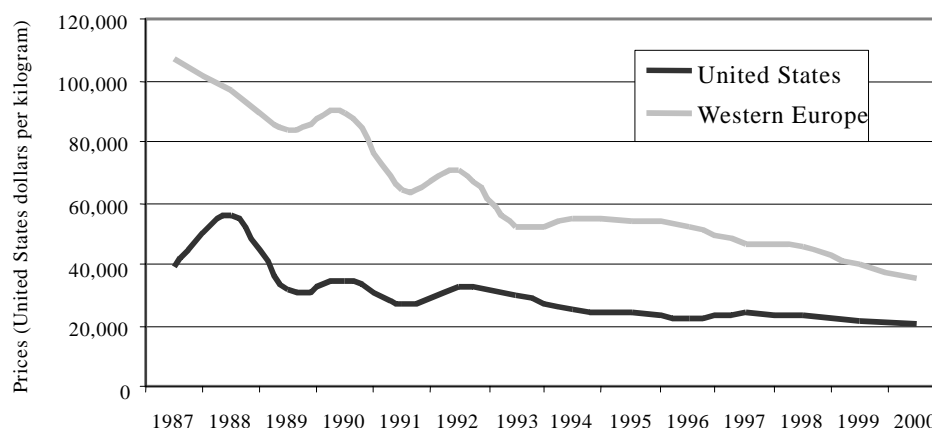
55. Prices of cocaine in the United States have been relatively stable in recent years, a further indication of how saturated the illicit market is there. In western Europe, cocaine prices have been falling during the last decade, at both the

wholesale level and the retail level. Developments in 2000 suggest a further decline in cocaine prices in western Europe (see figure 20). Declining prices might be the result of increased supply and/or decreased demand. With cocaine seizure levels also declining at the regional level, there is no indication of the cocaine supply to Europe continuing to rise.

Figure 20

Cocaine: wholesale prices in western Europe and the United States of America, 1987-2000

(Constant 2000 United States dollars)



Note: The weighted average (by population) for Europe includes Austria, Belgium, Denmark, Finland, France, Germany, Greece, Iceland, Ireland, Italy, Luxembourg, the Netherlands, Norway, Portugal, Spain, Sweden, Switzerland and the United Kingdom of Great Britain and Northern Ireland.

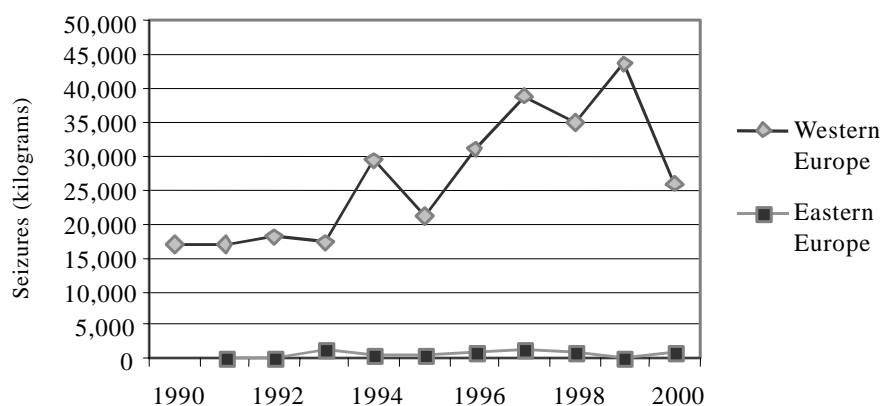
56. Cocaine seizures in western Europe, which have been steadily rising during the last decade, significantly decreased in 2000 (see figure 21). Cocaine seizures in that subregion amounted to 25.7 tons, which represents a decrease of 40 per cent compared with the figure for 1999 (43 tons) and is the lowest level recorded since 1995. Decreased cocaine seizures were noted in almost all western European countries that serve as entry points for cocaine trafficking in the subregion and regularly record the largest seizure volumes. Those countries include the United Kingdom, where cocaine seizures decreased from almost 3 tons in 1999 to 2 tons in 2000 (though figures from the United Kingdom are still preliminary). The Netherlands recorded a decrease in cocaine seizures from 10 tons in 1999 to 6.5 tons in 2000. Italy reported a total of 2.3 tons of cocaine seized in 2000, a decrease compared with the total of 3 tons recorded in 1999. Cocaine seizures in France declined from 3.7 tons in 1999 to 1.3 tons in 2000. Spain, which had regularly recorded the highest level of cocaine seizures in Europe, reported a decrease in such seizures, from 18 tons in 1999 to 6 tons in 2000. Finally, Germany reported that cocaine seizures decreased from 2 tons in 1999 to 915 kg in 2000. The only countries that recorded a significant increase in such seizures in 2000 were Portugal (3 tons) and Belgium (2.8 tons). Belgium and Portugal appear to have become important transit points, for seizures of cocaine (and of heroin) have risen

considerably in both countries, suggesting that the main point of entry for illicit drug consignments destined for Europe has shifted from the Netherlands and Spain.

57. While cocaine seizures have decreased in many western European countries, some countries in eastern Europe have recorded relatively large seizures (see figure 21). Croatia, where the volume of cocaine seizures had been very low in recent years, reported having seized a total of 913 kg of cocaine in 2000. In addition, Bosnia and Herzegovina recorded a relatively large volume of cocaine seizures in 2000, amounting to 164 kg. That could suggest that eastern Europe is being increasingly used as a point of entry for cocaine shipments destined for illicit markets in Europe. However, data from many other countries in eastern Europe show that the volume of cocaine seizures has remained low. Slovenia reported that a new point of entry for cocaine shipments to Europe had been detected, namely the port at Koper. That port is also used as a point of entry for heroin consignments destined for Europe.

Figure 21

Cocaine seizures: trends in Europe, by subregion, 1990-2000



58. Cocaine seizures in South America rose significantly in 2000 compared with 1999, reaching a high level similar to the one reached in 1998 (see figure 22). The increase in 2000 was mainly attributable to increasing seizures in Colombia. That country recorded seizures totalling 110 tons in 2000 (including about 90 tons of cocaine hydrochloride and 20 tons of coca base), compared with 63 tons in 1999 (47 tons of cocaine hydrochloride and 16 tons of coca base). In addition, in both years, a significant quantity of liquid cocaine was reported seized in Colombia. Seizures made in Colombia account for one third of global seizures and 70 per cent of the seizures in South America. Some countries bordering Colombia, including Ecuador and Venezuela, have also noted increasing seizures in recent years. In 2000, seizures in Venezuela continued to rise, amounting to 14.7 tons, while those in Ecuador reflected a significant decrease (3.3 tons) compared with 1999.

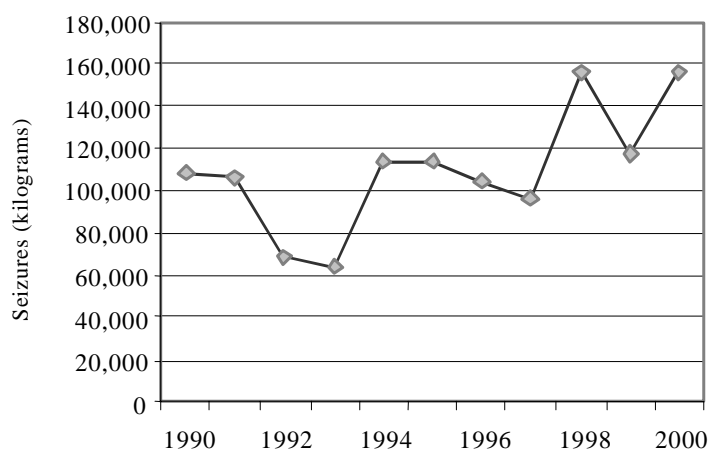
59. As for other coca-producing countries, cocaine seizures continued to decrease in Bolivia. Seizures there decreased steadily from 12.3 tons in 1997 to 5.6 tons in 2000. In Peru, however, where a large decline in such seizures was noted during the

mid-1990s, seizures have been on the rise again since 1998. In 2000, a total of 11.8 tons of cocaine was seized, an increase of 5 per cent compared with 1999.

60. Cocaine seizures in several other countries in South America fluctuated as in previous years. Argentina reported a total of 2.3 tons of cocaine seized during 2000, an increase compared with 1998 and 1999 but a decrease compared with previous years. Seizures made in Chile, which have been fluctuating between 2.6 and 2.9 tons in recent years, decreased somewhat in 2000, amounting to 2 tons. Seizures in Brazil, which had been increasing in recent years, decreased from 7.5 tons in 1999 to 5.5 tons in 2000. Such fluctuations, however, may be related to the nature of cocaine trafficking (cocaine tends to be transported in bulk quantities) rather than any specific trend in cocaine trafficking in those countries.

Figure 22

Cocaine seizures: trends in South America, 1990-2000



61. Fluctuations in cocaine seizures have also been noted by countries in Central America and the Caribbean. In 2000 seizures increased in Panama (8 tons) and Costa Rica (5.6 tons) while Guatemala recorded a significant decrease, from an annual average of almost 10 tons in previous years to 1.5 tons in 2000. Slightly rising trends were noted by some countries and territories in the Caribbean, including the Bahamas (2.3 tons), the Cayman Islands (1.8 tons) and the Netherlands Antilles (965 kg), while Jamaica recorded a decrease (1.6 tons). Such trends could be related to normal yearly fluctuations as well as shifts from one country to another. However, no specific changes in trafficking routes were reported.

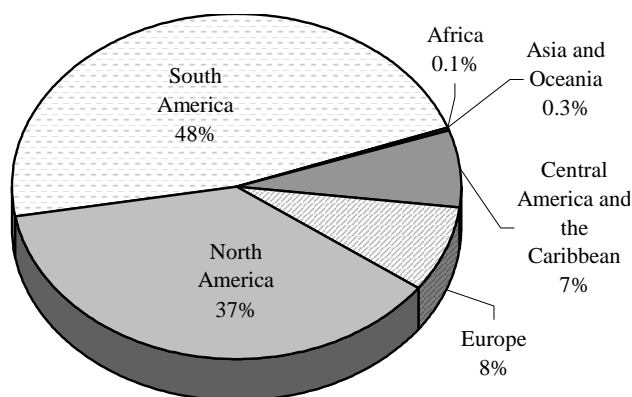
62. Cocaine seizures remained low in Africa. That is possibly a reflection of the difficulties faced by law enforcement agencies, combined with incomplete reporting, rather than an indication of the true trafficking trends. Reported cocaine seizures at the regional level have decreased in recent years, amounting to 420 kg in 2000. Relatively large quantities and increasing trends were reported by Angola (173 kg), Nigeria (53 kg) and Benin (21 kg), while seizures in South Africa, which regularly reported the highest volume in the region, declined from 345 kg in 1999 to 91 kg in 2000. Africa continues to be used as a transit zone for trafficking in cocaine

as well as heroin. The problems and consequences of drugs being transported across their territories were reported by various African countries including the Congo, Ethiopia, Kenya, Namibia, South Africa, Swaziland, Uganda, Zambia and Zimbabwe. The spill-over effect was one of the consequences reported by South Africa, where drug abuse continues to rise. Nigeria reported a decrease in the smuggling of drugs through its territory, a direct result of increased vigilance on the part of law enforcement. However, drug trafficking is assumed to have shifted to neighbouring countries.

63. Cocaine seizures in Asia remain very low. Total cocaine seizures in the region have been declining in recent years, amounting to 105 kg in 2000. Countries that recorded seizures in the range of 10-40 kg in 2000 included Indonesia, Israel, Japan and Kuwait. Asia appears not to be affected by cocaine trafficking to a large extent.

64. Because of the exceptionally large decrease in cocaine seizures in North America and Europe during 2000, for each of those regions the percentage share of global cocaine seizures declined considerably. In North America, seizures in 1999 accounted for 47 per cent of the global total, but only 37 per cent of that total in 2000. Europe's share of 12 per cent of the global total in 1999 was reduced to 8 per cent in 2000. Though cocaine seizures in Central America and the Caribbean also decreased slightly in 2000, that region's percentage share of the global total remained more or less the same (7 per cent). South America, however, accounted for 48 per cent of the global total in 2000, compared with 33 per cent in 1999 (see figure 23).

Figure 23
Cocaine seizures:^a by region, 2000



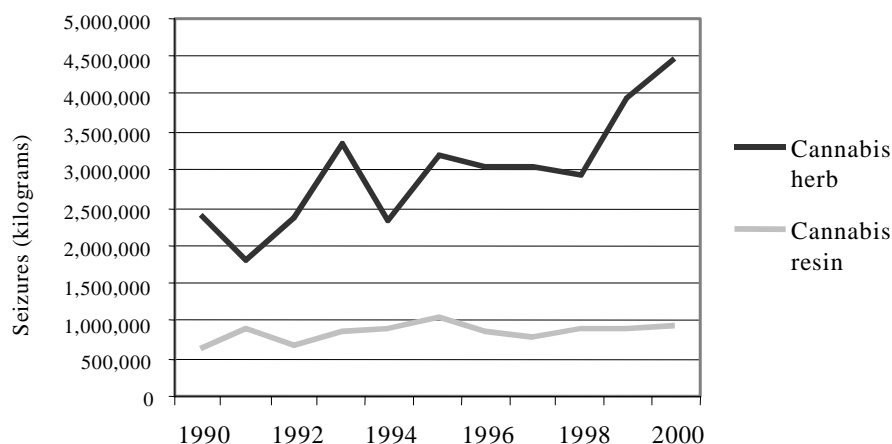
^a Total: 330 tons.

C. Cannabis

65. The most important trend observed in cannabis trafficking during 2000 was the large increase in seizures of cannabis herb at the global level. Global seizures of cannabis herb amounted to approximately 2,000 tons during the early 1990s, rose to about 3,000 tons between 1995 and 1998 and reached almost 4,000 tons in 1999. A further increase was noted in 2000, when global seizures of cannabis herb amounted to almost 4,500 tons, the highest level ever recorded (see figure 24). Global seizures of cannabis resin have been levelling off at approximately 900 tons since 1998 (see figure 24).

Figure 24

Cannabis herb and cannabis resin: global seizures, 1990-2000



66. Cannabis herb remains the most widely trafficked and consumed plant-based drug; in recent years the trend seems to be rising, particularly in its primary producer and consumer regions, Africa and the Americas.

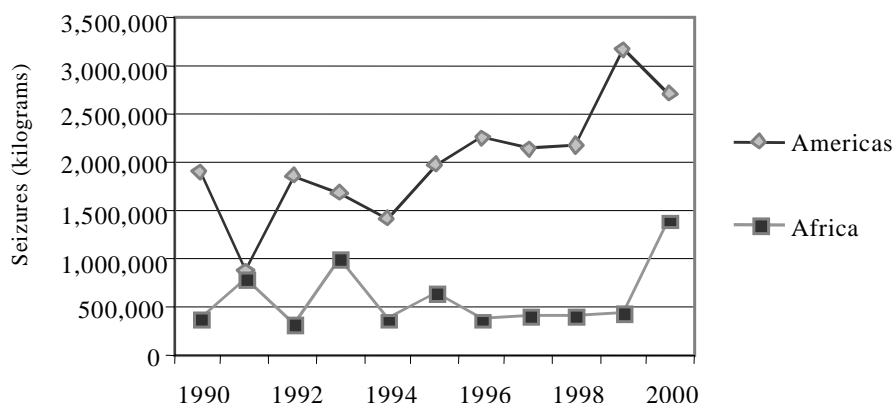
67. The large increase in seizures of cannabis herb during 2000 was mainly the result of seizures made in some countries in Africa, while the Americas, which usually accounted for the largest volume of seizures of cannabis herb, recorded a decrease in 2000 (see figure 25). Despite limited data available from Africa, seizures of cannabis herb reached a record level of 1,400 tons, up from approximately 350-650 tons recorded in recent years. Increases during 2000 occurred mainly in South Africa (718 tons), Malawi (312 tons) and Nigeria (272 tons). A number of African countries, including Malawi, South Africa, the Sudan and Togo, reported that cannabis remained the drug of greatest concern.

68. The Americas have accounted for about 70-80 per cent of global seizures of cannabis herb in recent years. In 2000, that region's share of global seizures of cannabis herb declined to 60 per cent. In 2000, seizures of cannabis herb fell from the previous year's peak of almost 3,200 tons to 2,700 tons, which nevertheless remains the second highest level ever recorded. The decline in the Americas during 2000 was mainly due to the United States, which reported having seized a total of 218 tons of cannabis herb, which marked a decrease from a peak of almost

1,200 tons in 1999 and the lowest level recorded since the early 1990s. By contrast, Mexico reported in 2000 a large increase in seizures of cannabis herb: 2,050 tons, the highest level ever reported by any country worldwide. Mexico has also recorded very large seizures of cannabis herb in recent years, amounting to above 1,000 tons between 1996 and 1998 and almost 1,500 tons in 1999. Seizures of cannabis herb in Canada increased from 44 tons in 1999 to 70 tons in 2000.

Figure 25

Cannabis herb: seizure trends in Africa and the Americas, 1990-2000



69. As for the sources of cannabis herb available in the United States, it was reported that cannabis herb produced in Mexico continued to be the most widely available variety in the United States. Substantial amounts of cannabis herb in the United States also came from Colombia and Jamaica. In the United States, there is also an incipient flow of cannabis herb hydroponically cultivated in Canada; it is believed that such highly potent cannabis herb from Canada has already significantly increased its share of the illicit market in the United States. Finally, domestic cannabis herb, whether it is grown indoors or outdoors, is also becoming increasingly available in the United States.

70. In South America, a sharp rise in seizures of cannabis herb was recorded by Brazil. The country reported having seized a total of almost 160 tons of cannabis herb in 2000, compared with 70 tons in 1999 and an annual average of less than 30 tons in previous years. Smaller increases in such seizures were reported in Colombia (75 tons), Argentina (25 tons), Ecuador (18 tons) and Venezuela (15 tons). Finally, Jamaica continued to record the largest volume of seizures of cannabis herb in the Caribbean, amounting to 55 tons in 2000, similar to the level reported in 1999.

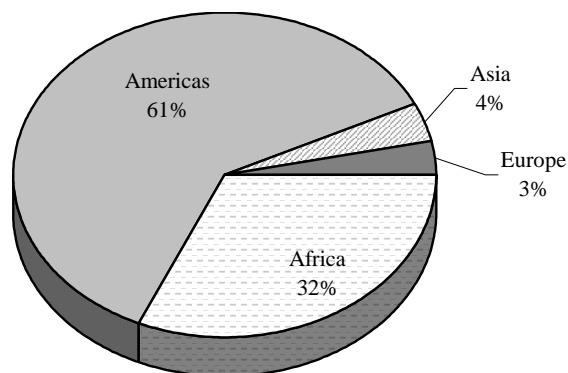
71. Europe continues to be only a secondary market for cannabis herb, while it remains the principal destination for shipments of cannabis resin. Seizures of cannabis herb decreased in 2000 in eastern and western Europe. The most notable declines in such seizures were recorded in the Netherlands (10 tons) and the Russian Federation (23 tons), while Italy (26 tons), Switzerland (18 tons), Greece (15 tons) and Ukraine (12 tons) recorded small increases.

72. In Asia, India reported a particularly large rise in seizures of cannabis herb: from 38 tons in 1999 to over 100 tons in 2000. It should be noted that seizures of cannabis herb tend to fluctuate more than seizures of other drugs and a one-year change in seizure volume may not mean that a new trend is emerging.

73. Europe and Asia together continue to account for less than 10 per cent of global seizures of cannabis herb. Africa's share of those global seizures increased from approximately 10 per cent to 30 per cent while the share of the Americas decreased from about 80 per cent to 60 per cent (see figure 26).

Figure 26

Cannabis herb: seizures,^a by region, 2000

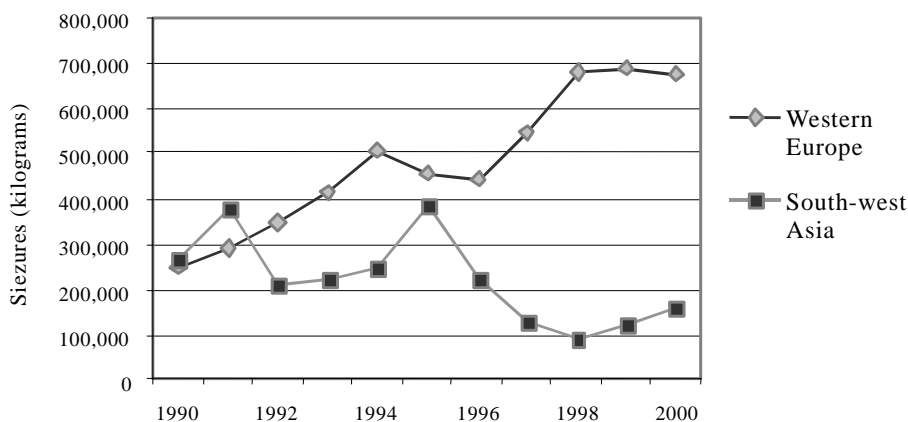


^a Total: 4,450 tons.

74. While cannabis herb continues to be the drug of choice in Africa and the Americas, cannabis resin remains the main cannabis-type drug consumed in Europe. Though data on the extent of cannabis cultivation remains fragmented, the information available, including seizure statistics, indicates few changes with regard to the movement of cannabis resin from the producer regions to the consumer regions. Primary sources of cannabis resin continue to be North Africa and south-west Asia.

75. South-west Asia continues to record large seizures of cannabis resin, though the level of such seizures has been lower in recent years compared with the early 1990s (see figure 27). The bulk of the seizures are made in Pakistan (130 tons) and the Islamic Republic of Iran (32 tons); both of those countries recorded an increase in such seizures in 2000 compared with 1999. Other countries in the region with increased seizures of cannabis resin in 2000 included Iraq (570 kg), Lebanon (360 kg), Jordan and the Syrian Arab Republic (220 kg), though the level of seizures in those countries remained below the level of previous years. In 2000, a decrease in such seizures was recorded by some countries on the Arab peninsula, including the United Arab Emirates (940 kg) and Qatar (130 kg).

Figure 27

Cannabis resin: seizure trends in western Europe and south-west Asia, 1990-2000

76. Seizures of cannabis resin remain limited in other parts of Asia, with the exception of south Asia: such seizures continue to be relatively large in India (5 tons) and Nepal (1.8 tons).

77. In North Africa, though no seizure data are available from Morocco, seizures of cannabis resin declined in 2000 in other countries in the region, such as Algeria (1.7 tons), Tunisia (540 kg) and Egypt (525 kg). Relatively large seizures of cannabis resin were recorded during 2000, in some countries in other parts of Africa such as Mozambique (15 tons), South Africa (11 tons), Kenya (6 tons) and Senegal (5 tons). Data from African countries, however, are still insufficient for conclusions to be drawn on possible emerging trends. Cannabis seizures generally tend to fluctuate more widely than seizures of other drugs; thus, it remains to be seen whether the decrease in North Africa and increase in other parts of Africa could be considered a one-year fluctuation or marked the beginning of a trend.

78. Europe remains the principal consumer region for cannabis resin. In western Europe, seizures have been relatively stable over the last three years, following a steady rise during the 1990s (see figure 27). Total seizures of cannabis resin in western Europe amounted to 675 tons in 2000, which is marginally below the 1999 level. Spain continues to be the main point of entry of cannabis resin in western Europe. Over 470 tons of cannabis resin were sized in Spain in 2000, or 45 per cent of the total for western Europe. Seizures of cannabis resin in Spain have been rising steadily over the last decade. Portugal has recorded increased seizures of cannabis resin in recent years; such seizures amounted to over 30 tons in 2000. Increased seizures of cannabis resin in 2000 were also noted by Turkey (28.6 tons), Germany (8 tons), Switzerland (1.2 tons) and Sweden (1 ton). Several other countries with sea borders in western Europe seem to have been used less frequently as transit points for smuggling cannabis resin into western Europe. Countries that recorded a decrease in seizures of cannabis resin in 2000 included France (48 tons), the Netherlands (29 tons), the United Kingdom (28 tons), Italy (20 tons), Denmark (3 tons), Norway (630 kg), Belgium (530 kg) and Ireland (360 kg).

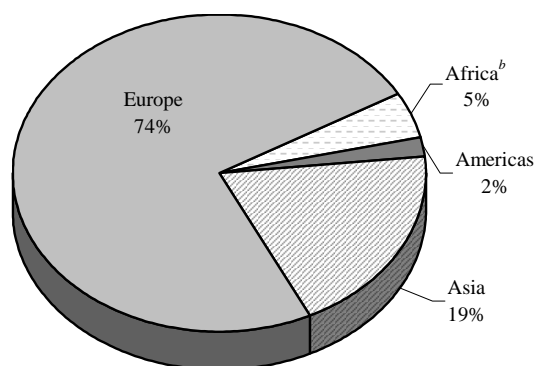
79. With rising trends in south-west Asia, eastern Europe is being increasingly used as a transit point for shipments of cannabis resin destined for western Europe, as in the case of heroin trafficking. In addition to there being a large volume of seizures of cannabis resin in Turkey during 2000, such seizures have increased in several countries in eastern Europe. Total seizures of cannabis resin in the region had been fluctuating widely and were often related to a one-year seizure high in a single country. During 2000, however, relatively large seizures of cannabis resin were recorded by several countries, including the Russian Federation (845 kg), the Republic of Moldova (520 kg), Bulgaria (510 kg), the former Yugoslav Republic of Macedonia (430 kg) and Romania (340 kg).

80. The Americas remain a secondary market for cannabis resin. Canada continues to be the only country in that region with significant seizures of cannabis resin: 16 tons in 2000, almost 95 per cent of the total for the region.

81. Global seizures of cannabis resin increased from less than 900 tons during 1998 and 1999 to 920 tons in 2000. Seizures of cannabis resin have fluctuated between 650 and 900 tons over the last decade, with the exception of 1995, when more than 1,000 tons were recorded. Changes in the volume seized in the various regions have remained limited in recent years. Europe continues to account for about 75 per cent of global seizures of cannabis resin; it is followed by Asia, with less than 20 per cent, most of which is seized in south-west Asia. Seizures in Africa, mainly made in northern Africa, account for 5 per cent of global seizures, while the Americas only account for about 2 per cent (see figure 28).

Figure 28

Cannabis resin: seizures,^a by region, 2000



^a Total: 920 tons.

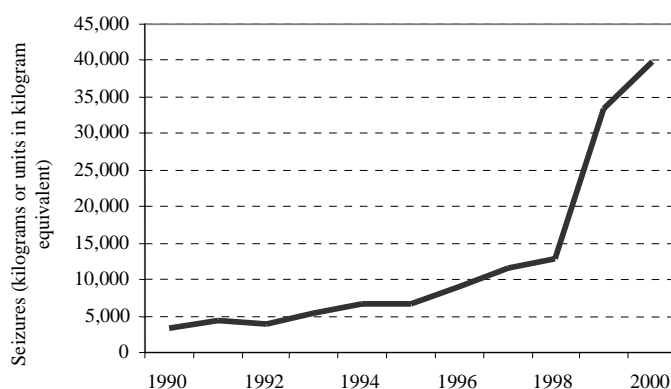
^b No data were available for Morocco.

IV. Global and regional trends in illicit manufacture of and trafficking in amphetamine-type stimulants, up to 2000

82. The illicit manufacture of and trafficking in amphetamine-type stimulants continue to take place in three main subregions: North America, western Europe and south-east Asia. While statistics for western Europe and North America have shown some stability or even decreases in recent years, statistics for south-east Asia have continued to show decreases. Global seizures of both stimulants and Ecstasy-type substances have reached unprecedented levels. However, while trends in Ecstasy-type substances continue to rise in most regions, those in respect of stimulants vary from region to region. Global seizures of stimulants, including amphetamine and methamphetamine, amounted to almost 40 tons in 2000, up from 33.4 tons in 1999 and less than 13 tons in previous years (see figure 29).

Figure 29

Stimulants, including amphetamine and methamphetamine: global seizures, 1990-2000



83. The manufacture of synthetic drugs unlike that of plant-based drugs, mostly occurs within the main consumer areas. Trafficking is, therefore, to a large extent limited to a particular region. The exception to this is Ecstasy-type substances, which continue to be manufactured mainly in western Europe, from where illicit markets throughout the world are supplied.

84. The statistics on detection of clandestine laboratories that are presented below do not give an indication of the volume of the drugs manufactured, but rather provide an overview of trends in and locations of illicit drug manufacture rather than an indication of the volume of the drugs manufactured. (Further information on the limitations of laboratory statistics involving clandestine laboratories is given in paragraphs 6 and 7 above.)

A. Methamphetamine

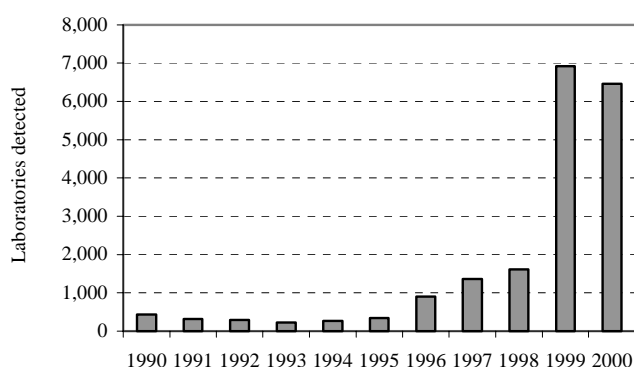
85. Illicit manufacture of, trafficking in and abuse of amphetamine-type stimulants in North America continue to relate primarily to methamphetamine. In 2000,

statistics on both illicit manufacture of and trafficking in that drug showed, for the first time in many years, a trend towards levelling off. The consumption of methamphetamine in North America is assumed to have been relatively stable in recent years, though it has remained at a high level.

86. Statistics on the detection of clandestine laboratories manufacturing methamphetamine in North America have shown a sharp increase since 1996. This is particularly the result of developments in the United States, which reported that more than 6,895 such laboratories had been detected in 1999 and a slightly lower number (6,437) in 2000 (though the statistics reported prior to 1999 did not include data from all sources in the United States). Mexico has been reporting the detection of illicit methamphetamine laboratories since 1995. The number of such laboratories detected in Mexico increased from an annual average of less than 10 in previous years to 13 in 1999 and 23 in 2000 (see figure 30).

Figure 30

Detection of laboratories for the illicit manufacture of methamphetamine in North America, 1990-2000



Note: Statistics for years prior to 1999 do not include all data from the United States of America.

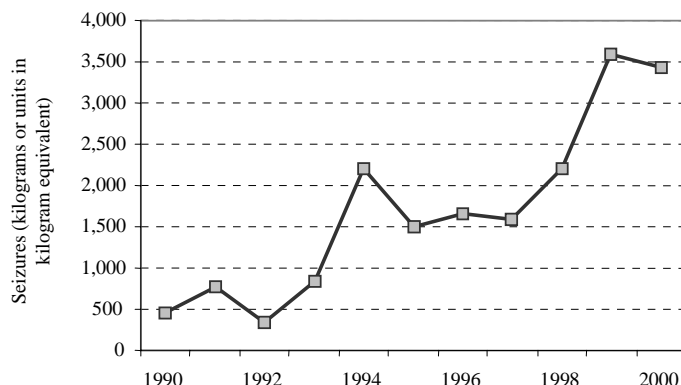
87. The United States reported that, in recent years, the illicit manufacture of methamphetamine has been revolutionized in that large-scale laboratories have saturated the illicit market in that country with unprecedented quantities of methamphetamine with a high purity level.

88. Methamphetamine illicitly manufactured in North America continues to supply mainly domestic markets. Seizures of methamphetamine in the subregion mirrored recent rising trends in statistics on laboratory seizures. Seizures of methamphetamine rose from an annual average of 1.5 tons to over 2 tons in 1998 and 3.5 tons in 1999 respectively. In 2000, such seizures in North America declined slightly for the first time in many years, though they remained at a high level (3.4 tons) (see figure 31). The United States continues to account for the bulk of the seizures made in the subregion. A total of 2.7 tons of methamphetamine were seized in the United States in 2000, a quantity similar to that seized in 1999, accounting for 78 per cent of the total for the subregion. In addition, Mexico reported having seized

relatively large quantities of amphetamine-type stimulants in 1999 and 2000; its seizures in 2000 included 640 kg of methamphetamine and 70 kg of amphetamine. Canada seized 17 kg of methamphetamine and 15 kg of other stimulants in 2000. Stimulant seizures in other subregions in the Americas remained limited.

Figure 31

Stimulants, mainly methamphetamine: seizures in North America, 1990-2000



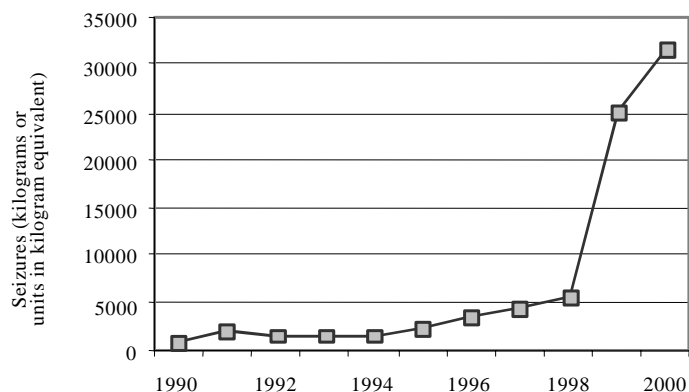
89. Methamphetamine also continues to be manufactured, trafficked and consumed in large quantities in east and south-east Asia. The drug is quickly becoming available throughout the entire subregion. Statistics on clandestine methamphetamine laboratories detected in countries in the subregion continue to be inconsistent. Data received from Interpol indicate that, during 2000, 10 laboratories were seized in Thailand, one was seized in Malaysia and one was seized in the Hong Kong SAR of China.

90. Seizures of stimulants in east and south-east Asia have risen steadily since 1995. A particularly sharp rise was noted in 1999, when the total volume of such seizures increased from the previous level of 5.5 tons to over 25 tons. In 2000, such seizures increased further, reaching an unprecedented level of 31.6 tons (see figure 32). East and south-east Asia remain the only subregion where seizures of stimulants continued to rise significantly in 2000. The largest increase was noted in China, where such seizures rose from 1.6 tons in 1998 to 16 tons in 1999 and 20.9 tons in 2000. China thus accounted for two thirds (66 per cent) of the stimulant seizures in the subregion and more than half (53 per cent) of global seizures of stimulants. Relatively large stimulant seizures in 2000 were also reported by Japan, the Philippines, Thailand and, to a lesser extent, the Hong Kong SAR of China, Malaysia, Myanmar and Indonesia. The Philippines reported that most of the methamphetamine available in that country is smuggled out of China. Japan reported methamphetamine seizures amounting to over 1 ton in 2000, which was below the peak level of 1999 (1.9 tons) but above the level of previous years. Methamphetamine seizures in Thailand, which have been steadily rising since the mid-1990s, reached a peak of 7.4 tons in 2000. A similar trend was noted in the Philippines, where such seizures rose to over 1 ton in 2000. Methamphetamine seizures amounted to over 800 kg in Myanmar, more than 200 kg in Malaysia and 150 kg in the Hong Kong SAR of China. Indonesia reported having seized 10 kg of

methamphetamine and more than 70 kg of amphetamine in 2000. The level of methamphetamine seizures in the Republic of Korea, however, was lower in 2000 (4.5 kg) than in previous years (30 kg).

Figure 32

Stimulants, mainly methamphetamine: seizures in east and south-east Asia, 1990-2000



91. Japan reported that methamphetamine is smuggled into that country by organized criminal groups based in Japan (the boryokudan) and international drug organizations based in the Hong Kong SAR of China. The most notable trafficking routes lead from China and the Democratic People's Republic of Korea, and women are increasingly being used as couriers.

92. Methamphetamine seizures in other countries in Asia remain limited. India reported having seized a total of 29 kg of methamphetamine in 2000. Some stimulant seizures have been recorded by countries in the Near and Middle East but they seem to refer to amphetamine or other stimulants rather than methamphetamine. In Oceania, New Zealand reported the seizure of 10 kg of methamphetamine during 2000 and the detection of nine clandestine laboratories manufacturing that drug. A total of 380 kg of stimulants were seized in Australia.

93. Methamphetamine continues to be available to a limited extent in Europe, though its availability seems to be increasing. In the past, the only country in Europe with illicit methamphetamine manufacture was the Czech Republic. A total of 28 methamphetamine laboratories were detected there during 2000. However, in 1999, two such laboratories were seized in Slovakia and, in 2000, that country reported having detected 95 laboratories, though the size of those laboratories was unknown and their capacity was presumably small. The illicit manufacture of methamphetamine has also emerged in the Baltic States (Estonia, Latvia and Lithuania). In 2000, Estonia reported having seized five laboratories manufacturing amphetamine, methamphetamine and Ecstasy, and Lithuania reported having detected one methamphetamine laboratory. Methamphetamine manufactured in the Czech Republic and Slovakia is primarily destined for domestic markets, but small quantities of methamphetamine have been seized in some neighbouring countries such as Austria (0.5 kg). The Czech Republic recorded a total of 12.5 kg of methamphetamine seized in 2000 and Slovakia reported having seized 0.3 kg of that substance. Methamphetamine and other amphetamine-type stimulants manufactured

in the Baltic States seem to be destined for Scandinavian countries. During 2000, illicit methamphetamine consignments were seized in Finland (1.3 kg), Norway (2.2 kg) and Sweden (2.3 kg). Despite increasing trends in illicit methamphetamine manufacture and trafficking in Europe, the bulk of stimulant seizures made in the region continue to involve amphetamine.

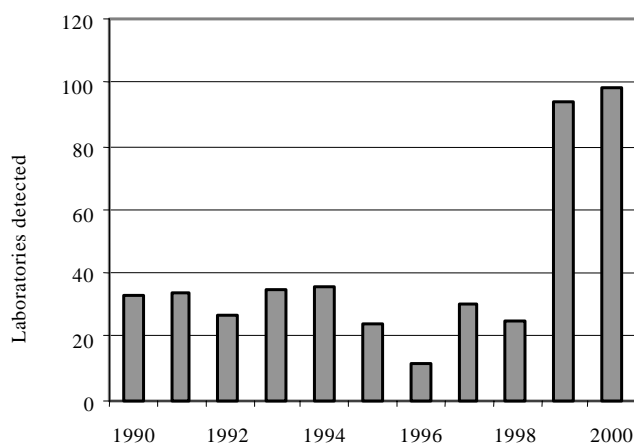
94. In Africa, the illicit manufacture of methamphetamine (referred to as “maxiton forte”) continues to be reported in Egypt. However, seizures of that drug, which had been at a high level during the 1980s and early 1990s, have remained at a relatively low level in recent years, amounting to 11 kg in 2000. Stimulant seizures remained limited in 2000 in other countries in Africa except for the United Republic of Tanzania, where reports received from Interpol indicated a seizure total of 1.4 tons. Details on the type of stimulants seized there are not available. Finally, Eritrea reported 6 kg of stimulant seizures during 2000.

B. Amphetamine

95. The illicit manufacture of, trafficking in and consumption of amphetamine continues to be concentrated in Europe. Illicit manufacture of amphetamine takes place in many western and eastern European countries. During 2000, 1 amphetamine laboratory was detected in Belgium, 7 were detected in Germany, 1 was detected in Greece, 3 were detected in Lithuania, 14 were detected in Poland and 8 were detected in the United Kingdom. As mentioned in paragraph 93 above, Estonia reported the seizure of five clandestine laboratories manufacturing amphetamine, methamphetamine and Ecstasy. In addition, reports received from Interpol indicated 1 amphetamine laboratory seized in Bulgaria and 59 in the Russian Federation. In total, the number of such laboratories detected in Europe has increased in recent years, though the manufacturing capacity remains unknown (see figure 33). The increase in the total number of laboratories seized in Europe in 1999 and 2000 was, to a large extent, attributable to the increase in eastern Europe, while western Europe showed stable or even decreasing trends.

Figure 33

Detection of laboratories for the illicit manufacture of amphetamine in Europe, 1990-2000

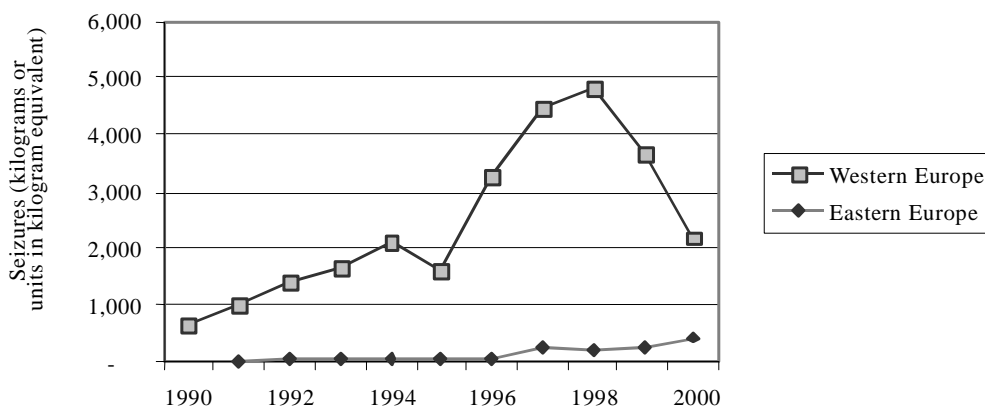


96. Amphetamine manufactured in Europe is mainly destined for illicit markets within the region. Most amphetamine seizures in the region continue to be made in western Europe. In Europe, such seizures fell sharply from 4.7 tons in 1997 and 5 tons in 1998 to 3.8 tons in 1999 and 2.6 tons in 2000 (see figure 34). The decline was noted in most countries in the subregion. The United Kingdom continues to record the largest volume of amphetamine seizures; such seizures decreased steadily from 3.2 tons in 1997 to 900 kg in 2000 (though data for 2000 are still preliminary). The Netherlands has recorded a relatively small volume of amphetamine seizures in recent years, but such seizures decreased in 2000, amounting to 290 kg. A similar trend was noted in Belgium, where such seizures totalled 75 kg in 2000. Amphetamine seizures in Germany also decreased from 360 kg in 1999 to 270 kg in 2000. France has recorded a stable seizure level of 230 kg during the last two years. The Scandinavian countries have recorded a relatively large volume of amphetamine seizures in recent years. Seizures in Sweden followed a decreasing trend from over 200 kg during the mid-1990s to just over 100 kg in 2000. However, an increase in amphetamine seizures was recorded during 2000 in Norway (90 kg) and Finland (80 kg). Decreases in amphetamine seizures mirrored consumption statistics, which have showed a stagnation in recent years. It is possible that amphetamine is, to some extent, being replaced by Ecstasy-type substances, which continue to follow rising trends in many countries in the region.

97. While stimulant seizures in western Europe have been decreasing during the last two reporting years, such seizures in eastern Europe continue to rise though at a lower level (see figure 34). Amphetamine seizures in eastern Europe rose steadily from less than 100 kg during the mid-1990s to over 430 kg in 2000. Countries with the largest volume of seizures of amphetamine included Bulgaria (200 kg), Poland (140 kg), Lithuania (20 kg) and Estonia (15 kg). In addition, some reports were received on methamphetamine seizures in eastern Europe (see paragraph 93 above).

Figure 34

Stimulants, mainly amphetamine: seizures in Europe, by subregion, 1990-2000



98. Illicit manufacture of and trafficking in amphetamine outside Europe remain at a limited level. The amphetamine that is manufactured in Europe is destined for illicit markets within the country of manufacture or the region. The United States reported the detection of 39 amphetamine laboratories in 2000. Additional reports,

received from Interpol, indicated 26 amphetamine laboratory seizures in Mexico, 22 in Canada and 5 in Malaysia.

99. Stimulant seizures in other regions remain limited. Some countries in the Near and Middle East and in south-west Asia reported seizures of stimulants including not only amphetamine but also other stimulants. Stimulant seizures of unspecified types were reported in 2000 by Saudi Arabia (95 kg), Jordan (60 kg), Pakistan (20 kg) and the Syrian Arab Republic (10 kg).

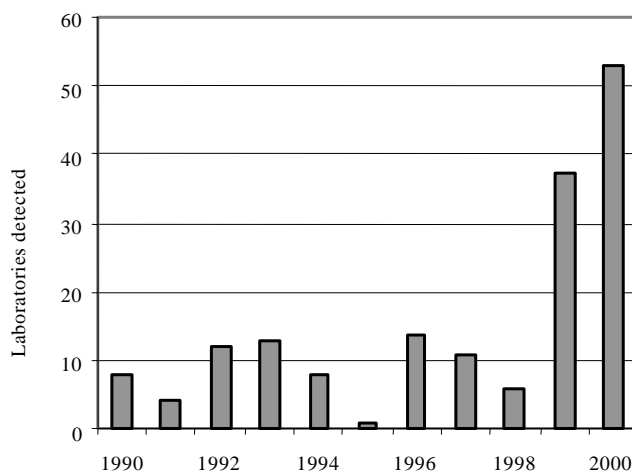
C. Ecstasy-type substances

100. Trafficking in and abuse of Ecstasy-type substances have been rising fast in many regions in recent years. Unlike other amphetamine-type stimulants, which remain largely confined to regions where they are produced, Ecstasy-type substances are trafficked more widely. Another element for concern in respect of Ecstasy-type substances is the continued rising trend, whereas amphetamine and methamphetamine have started to decline in several regions.

101. The manufacture of Ecstasy-type substances continues to be concentrated in western Europe, the Netherlands being one of the most important source countries. The Netherlands reported the detection of 34 Ecstasy laboratories during 2000. In addition, Belgium seized eight such laboratories and the United Kingdom seized five. Eastern Europe and in particular the Baltic States seem to have emerged as additional manufacturing areas. During 2000, Estonia reported the detection of five laboratories illicitly manufacturing amphetamine-type stimulants, including Ecstasy, and Lithuania reported the seizure of one Ecstasy laboratory (see figure 35).

Figure 35

Detection of laboratories for the illicit manufacture of Ecstasy-type substances in Europe, 1990-2000

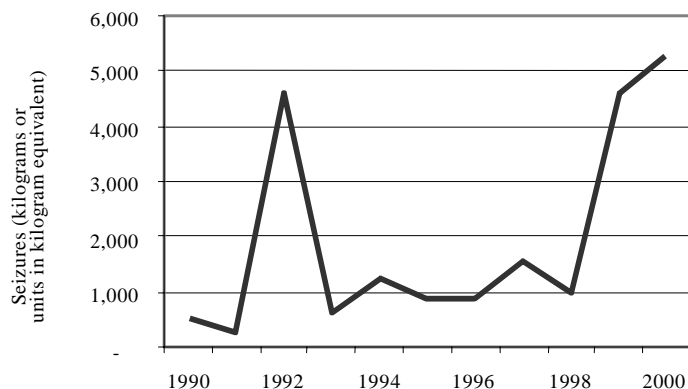


102. Western Europe continues to manufacture Ecstasy-type substances that are used to supply expanding illicit markets in many parts of the world, including North

America and south-east Asia, in addition to the growing market within the European region. It continues to be difficult to analyse trends in trafficking in such substances, since seizure data for Ecstasy are often included in seizure data for hallucinogens. Nevertheless, the available statistics indicate sharp rising trends during 1999 and 2000, with most seizures of Ecstasy-type substances interceptions being made in North America and western Europe (see figure 36). The Netherlands reported that Ecstasy-type substances had been illicitly exported to countries in Europe, North America and Asia.

Figure 36

Hallucinogens, including Ecstasy-type substances: global seizures, 1990-2000



103. The Netherlands reported a seizure total of 1.1 tons of Ecstasy in 2000, up from 360 kg in 1999. An increase in Ecstasy seizures in 2000 was also reported by Austria (160 kg), France (230 kg), Germany (160 kg), Italy (50 kg) and Spain (90 kg). A slightly smaller but increasing volume of Ecstasy seizures was recorded by Finland (9 kg), Norway (5 kg), Sweden (18 kg) and Switzerland (18 kg). The Scandinavian countries are assumed to be partly supplied by Ecstasy manufactured in the Baltic States. Ecstasy seizures in eastern Europe remain relatively small; the largest seizures were recorded in Poland (13 kg) and Lithuania (5 kg).

104. In North America, the volume of Ecstasy seizures also rose sharply in 2000. Canada and the United States noted an enormous increase in Ecstasy trafficking. Ecstasy seizures, which in both countries had amounted to less than 100 kg annually in previous years, rose in 1999 to 560 kg in Canada and 630 kg in the United States. In 2000, such seizures rose further, reaching almost 1 ton recorded in both Canada and the United States. In the Americas, significant quantities of Ecstasy were also reported to have been seized in 2000 in the Bahamas (63 kg), Brazil (4 kg), Colombia (83 kg), Mexico (32 kg) and the Netherlands Antilles (15 kg). The primary source of Ecstasy available in the Americas is western Europe; however, Ecstasy is also being manufactured in the Americas. In 2000, eight clandestine laboratories manufacturing Ecstasy were detected in Canada and seven were detected in the United States.

105. The Netherlands continues to be the primary source of Ecstasy in the United States. Traffickers of methylenedioxymethamphetamine (MDMA) based in Belgium and the Netherlands often use other European countries as trans-shipment points for

MDMA consignments destined for the United States. That trafficking pattern was also reported by several European countries, such as Italy and Slovenia, which appear to be used as transit countries for consignments of Ecstasy-type substances originating in the Netherlands and destined for the United States. Reports from the Netherlands confirmed such exports to the United States and indicated that large increases in the availability of Ecstasy are anticipated for the illicit markets in the United States.

106. Prices of Ecstasy-type substances are on the decrease in the United States, indicating a widening profit margin. The wholesale price of MDMA ranges from about US\$ 2.00 to US\$ 11.50 per dosage unit, with the retail price ranging from \$20 to \$30 per dosage unit.

107. Trafficking in Ecstasy-type substances is also increasing in east and south-east Asia. Though the quantities intercepted remain lower than in other regions, an increasing number of countries recorded Ecstasy seizures in 1999 and 2000. Total seizures of Ecstasy-type substances in east and south-east Asia have increased steadily since 1996, reaching almost 400 kg in 2000, one half of which was seized in China. Other countries in the region that reported seizures of Ecstasy-type substances in 2000 included Indonesia (38 kg), Japan (8 kg), Malaysia (5 kg), Singapore (1 kg) and Thailand (18 kg). In the Near and Middle East, a total of 27 kg was reported to have been seized by Israel. Finally, Ecstasy is also being trafficked in Africa; a relatively large seizure (30 kg) of Ecstasy was made in South Africa in 2000.

V. Action taken by the subsidiary bodies of the Commission

108. Four meetings of the subsidiary bodies of the Commission on Narcotic Drugs were held in 2001: the Eleventh Meeting of Heads of National Drug Law Enforcement Agencies, Latin America and the Caribbean, was held in Panama City, from 2 to 5 October 2001; the Twenty-fifth Meeting of Heads of National Drug Law Enforcement Agencies, Asia and the Pacific, was held in Sydney, Australia, from 15 to 18 October 2001; the Thirty-sixth session of the Subcommission on Illicit Drug Traffic and Related Matters in the Near and Middle East was held in Abu Dhabi, from 4 to 7 November 2001; and the Eleventh Meeting of Heads of National Drug Law Enforcement Agencies, Africa, was held in Nairobi, from 26 to 29 November 2001.

109. Following a review of salient drug trafficking trends and regional and subregional cooperation, each meeting addressed drug law enforcement issues of priority concern to its region. Consideration of those issues was facilitated by the discussions that took place during the informal meetings of working groups established for that purpose. The Eleventh Meeting of Heads of National Drug Law Enforcement Agencies, Africa, considered the following issues: (a) combating illicit drugs in the region: what measures are most effective, operational law enforcement activities, training of law enforcement personnel, intelligence coordination and analysis, demand reduction and prevention, including the role of education and the media; (b) challenges for the new millennium: trends in illicit drug trafficking, particularly cocaine production and trafficking, the increasing threat of amphetamine-type stimulants, consequences of the opium ban in Afghanistan and

responses to the threats posed by cyber crime; (c) funding of national drug control strategies and the role of international financial institutions in supporting the cost borne by Governments; effective ways to ensure coordination between agencies, and use of assets seized from traffickers to support national drug control strategies. The Twenty-fifth Meeting of Heads of National Drug Law Enforcement Agencies, Asia and the Pacific, examined the following topics: (a) illicit traffic in and abuse of heroin; (b) control of stimulants and their precursors; (c) cooperation in the exchange of criminal intelligence on illicit drug traffic; and (d) illicit drug traffic by sea. The thirty-sixth session of the Subcommittee examined the following topics: (a) countering money-laundering; (b) controlled delivery (encouraged use of among countries of the region); (c) precursor control; and (d) emerging trends in illicit traffic, including reference to (i) trafficking by rail, (ii) trafficking by internal concealment and (iii) profiling of trafficking groups in the region. The Subcommittee also recommended the approval by the Commission on Narcotic Drugs of a draft resolution for adoption by the Economic and Social Council. The Eleventh Meeting of Heads of National Drug Law Enforcement Agencies, Africa, considered the following issues: (a) the use of couriers to traffic illicit drugs; (b) the use of commercial cargo containers to traffic illicit drugs; (c) national drug investigative capacities and regional cooperation in support of drug law enforcement; and (d) control of stimulants and precursor control.

110. The recommendations adopted by the subsidiary bodies are to be implemented at the national level by the law enforcement agencies attending the meetings. It is the practice of the subsidiary bodies to review the implementation of the recommendations on a biennial basis, with the exception of the Meeting of Heads of National Drug Law Enforcement Agencies, Europe, which is convened on a triennial basis.

111. The recommendations of the meetings of the subsidiary bodies are contained in the reports of those meetings (UNDCP/HONLAC/2001/4, UNDCP/HONLAP/2001/5, UNDCP/SUBCOM/2001/5 and UNDCP/HONLAF/2001/4). The salient points of those recommendations are summarized below for the consideration of the Commission.

A. Recommendations of the subsidiary bodies

1. Countering money-laundering

112. Governments should work at all levels to remove the obstacles that impede the investigation of money-laundering offences and to promote the exchange of information between law enforcement agencies, the banking and commercial sectors, to increase cooperation in the investigation of offences and the successful prosecution of offenders. Governments are called upon to make use of law enforcement training facilities, such as the Turkish International Academy against Drugs and Organized Crime (TADOC) in Ankara, to improve investigative techniques and enhance the professional skills and competence of those engaged in countering money-laundering.

2. Controlled delivery

113. Member States, through a working group and with the support of UNDCP, should establish operational guidelines for controlled delivery operations. Member States are encouraged to conclude agreements covering essential elements for undertaking successful controlled delivery operations and to identify and distribute contact details of national focal points for controlled delivery.

3. Precursor control

114. Governments should establish units tasked with the responsibility to undertake the verification and inspection of precursors and should ensure that contacts of focal points of the ministries responsible for pre-export notifications are well disseminated and that responsible units are well staffed and resourced.

4. Emerging trends in the illicit drug traffic, including reference to (a) drug trafficking by rail, (b) drug trafficking by internal concealment and (c) profiling of drug trafficking groups in the various regions

115. Governments should ensure that their drug control agencies are well trained in the skills of targeting and profiling to identify persons of interest as possible drug couriers, and make use of regional information exchange centres in order to share information on the activities of drug trafficking groups and the *modi operandi* employed by drug smugglers.

5. Combating illicit drugs in the various regions: what measures are most effective, operational law enforcement activities, training of law enforcement personnel, intelligence coordination and analysis, demand reduction and prevention, including the role of education and the media

116. To disseminate information more effectively and enhance the speed of operational information exchange, Governments should establish national focal points for the coordination of information and intelligence. To further strengthen cross-border and regional cooperation, additional operational meetings should be convened at the regional level. Governments should examine existing laws with a view to promoting a consistent and compatible approach to the implementation of legislation in their respective regions, particularly with regard to money-laundering and precursor control. Governments should make use of the media as a useful instrument to support drug demand reduction initiatives.

6. Challenges for the new millennium: trends in illicit drug trafficking, particularly cocaine production and trafficking, the increasing threat of amphetamine-type stimulants, consequences of the opium ban in Afghanistan and responses to the threats posed by cyber crime

117. In view of the reduction of drug couriers travelling by air, Governments should strengthen control on their land borders and seaports. Stronger links among intelligence agencies should be developed in view of the potential increase in trafficking in cocaine and amphetamine-type stimulants between Europe and Latin America. Countries should adopt appropriate legislation covering issues such as the criminal use of new communication technologies and should strengthen liaison with the telecommunications industry to prevent criminal use of the Internet and

facilitate the provision of information and evidence to law enforcement authorities. UNDCP should consider the creation of a centre for monitoring the international criminal implications of the abuse of new technologies.

7. Funding of national drug control strategies and the role of international financial institutions in supporting the cost borne by Governments: effective ways to ensure coordination between agencies, and use of assets seized from drug traffickers to support national drug control strategies

118. International bodies are called upon to earmark a higher percentage of funding for the training of front-line, operational law enforcement staff and the provision of equipment. To oversee all aspects of national drug control efforts, each Government that has not yet done so should establish a national coordination unit that would also be made responsible for managing the allocation of confiscated assets. The various law enforcement regional bodies should work together to provide an integrated, coordinated and effective system of information exchange, thereby avoiding duplication of effort and wasting of resources. Governments should support alternative development strategies by promoting the opening of new markets at the international level for products emanating from such programmes, as a way of supporting the campaign against illicit drug production and trafficking.

8. Illicit traffic in and abuse of heroin

119. Governments should develop within their law enforcement agencies the specialist investigative skills, supported by legislation and agency powers, to undertake successful investigations targeting the major crime figures who mastermind and finance drug trafficking. Governments should ensure that their law enforcement agencies are equipped, through supportive legislation and agency empowerment, to effectively investigate and confiscate financial proceeds accrued by those who engage in drug trafficking.

9. Control of stimulants and their precursors

120. Governments should take measures to prevent the trafficking in and abuse, especially among young people, of stimulants and other new substances not yet under international control, and should consider placing under national control new drugs of abuse such as ketamine. Governments should each appoint a national focal point for the coordination of operational activities and develop the capacity for signature testing of stimulants and essential precursors so that their origin can be established and investigations can be pursued.

121. Governments should implement the provisions of article 12 of the United Nations Convention against Illicit Traffic in Narcotic Drugs and Psychotropic Substances of 1988⁵ in order to prevent the diversion of precursor chemicals, inter alia, by raising awareness among their control agencies, and should provide training in the identification of precursor chemicals, ensure that export control regulations are in place and seek to engage the chemical industry in voluntarily supporting such measures. Governments should make use of the coordinating and monitoring role of the International Narcotics Control Board and report attempts at chemical diversion and suspicious consignments to the Board. UNDCP should develop a training programme to meet the needs of countries, covering model legislation and national control strategies, the raising of awareness among law enforcement agencies about

chemical control, the identification of precursor chemicals, designer drugs and clandestine laboratories.

10. Cooperation in the exchange of criminal intelligence on the illicit drug traffic

122. Governments should each designate a central point for the exchange of information and update, on a regular basis, the contact details of that central point. States that have not done so should become parties to the relevant international drug control treaties, in order to strengthen their national response to combating drug trafficking and cross-border drug-related crime. Governments, with the support of UNDCP, should consider developing best practice guidelines for the sharing of intelligence and joint operations, as well as an inventory of training needs with a view to developing a compatible standard of competency to facilitate cooperation in joint operations.

11. Illicit drug traffic by sea

123. States should harmonize their legislation in line with article 177 of the United Nations Convention on the Law of Sea⁶ and article 17 of the 1988 Convention and should enhance their national capacity for collection, analysis and dissemination of intelligence, including their technical capacity for surveillance and search of vessels involved in drug trafficking.

12. Use of couriers for drug trafficking

124. Governments should adopt strategies to identify and prosecute those who organize drug trafficking by courier, by, for example, establishing national intelligence units to collate, match and analyse information on drug trafficking and courier-related operations. Governments should ensure that adequate resources and training, such as in the application of risk assessment strategies and the associated profiling of suspected persons, methods of transport, routes and concealment methods, are provided to law enforcement agencies. Governments should adopt measures to undertake controlled delivery operations.

13. Use of commercial cargo containers for drug trafficking

125. Governments should adopt an approach involving a multi-agency task force in identifying potential consignments of illicit drugs concealed within freight containers. Governments should apply effective risk assessment strategies and ensure that their law enforcement agencies have access to commercial information and data on suspected companies and persons of interest.

14. National drug investigative capacities and regional cooperation in support of drug law enforcement

126. Governments should enact or review existing national legislation, in order to facilitate the exchange of information between law enforcement agencies. Governments should take an active role in encouraging their different law enforcement agencies to enter into agreements on mutual support and cooperation by signing inter-agency agreements or memoranda of understanding.

B. Draft resolution to be recommended by the Commission on Narcotic Drugs for adoption by the Economic and Social Council

127. At its thirty-sixth session, the Subcommittee on Illicit Drug Traffic and Related Matters in the Near and Middle East recommended to the Commission on Narcotic Drugs the approval of the following draft resolution for adoption by the Economic and Social Council:

Draft resolution

Demand for and supply of opiates for medical and scientific needs

The Commission on Narcotic Drugs recommends to the Economic and Social Council the adoption of the following draft resolution:

The Economic and Social Council,

Recalling its resolution 2001/17 of 24 July 2001 and previous relevant resolutions,

Emphasizing that the need to balance the global licit supply of opiates against the legitimate demand for opiates for medical and scientific purposes is central to the international strategy and policy of drug control,

Noting the fundamental need for international cooperation with the traditional supplier countries in drug control to ensure universal application of the provisions of the Single Convention on Narcotic Drugs of 1961,⁷

Considering that a balance between consumption and production of opiate raw materials has been achieved as a result of efforts made by the two traditional supplier countries, India and Turkey, together with other producer countries,

Recognizing that application of technical methods of morphine production from unlanced poppy capsules would contribute to the control and prevention from diversion of narcotic drugs to illicit channels,

Noting the importance of opiates in pain relief therapy as advocated by the World Health Organization,

1. *Urges* all Governments to continue to contribute to the maintenance of a balance between the licit supply of and demand for opiate raw materials for medical and scientific purposes, the achievement of which would be facilitated by maintaining, insofar as their constitutional and legal systems permit, support to the traditional and legal supplier countries, and to cooperate in preventing the proliferation of sources of production of opiate raw materials;

2. *Urges* Governments of all producer countries to adhere strictly to the provisions of the Single Convention on Narcotic Drugs of 1961,⁷ to take effective measures to prevent illicit production, or diversion of opiate raw materials to illicit channels, especially when increasing licit production, and therefore to adopt the technical method of production of morphine from unlanced poppy capsules;

3. *Urges* consumer countries to assess their licit needs for opiate raw materials realistically and to communicate those needs to the International Narcotics Control Board in order to ensure easy supply, and also urges the producer countries

concerned and the Board to increase their efforts to monitor the available supply and to ensure sufficient stocks of licit opiate raw materials;

4. *Requests* the Board to continue its efforts in monitoring the implementation of the relevant Economic and Social Council resolutions in full compliance with the Single Convention on Narcotic Drugs of 1961;

5. *Commends* the Board for its efforts in monitoring the implementation of the relevant Economic and Social Council resolutions and, in particular:

(a) In urging the Governments concerned to adjust global production of opiate raw materials to a level corresponding to actual licit needs and to avoid unforeseen imbalances between licit supply of and demand for opiates caused by the exportation of products manufactured from seized and confiscated drugs;

(b) In inviting the Governments concerned to ensure that opiates imported into their countries for medical and scientific use do not originate in countries that transform seized and confiscated drugs into licit opiates;

(c) In arranging informal meetings, during sessions of the Commission on Narcotic Drugs, with the main States that import and produce opiate raw materials;

6. *Requests* the Secretary-General to transmit the text of the present resolution to all Governments for consideration and implementation.

Notes

¹ United Nations International Drug Control Programme, Afghanistan: *Annual Opium Poppy Survey* (Islamabad, 2001).

² "The drug situation in the Union of Myanmar; a compilation of UN data and sources", 21 February 2001: http://www.undcp.org/myanmar/report_2001-02-21_1.html

³ United Nations International Drug Control Programme, *Lao People's Democratic Republic: Annual Opium Poppy Survey* (Vienna, 2001).

⁴ Thailand, Office of the Narcotics Control Board, "Opium cultivation and eradication report for Thailand", 2001.

⁵ *Official Records of the United Nations Conference for the Adoption of a Convention against Illicit Traffic in Narcotic Drugs and Psychotropic Substances, Vienna, 25 November-20 December 1988*, vol. I (United Nations publication, Sales No. E.94.XI.5).

⁶ *Official Records of the Third United Nations Conference on the Law of the Sea*, vol. XVII (United Nations publication, Sales No. E.84.V.3), document A/CONF.62/122.

⁷ United Nations, *Treaty Series*, vol. 520, No. 7515.
