

28 June 2017

Original: English*

**Twenty-seventh Meeting of the
Heads of National Drug Law
Enforcement Agencies, Africa**

Hurghada, Egypt, 18-22 September 2017

Item 3 of the provisional agenda**

**Current situation with respect to regional and subregional
cooperation in countering drug trafficking****Statistical analysis of drug trafficking trends in Africa and
worldwide****Report of the Secretariat***Summary*

The present report provides an overview of the latest trends in the illicit production of and trafficking in drugs worldwide, with a focus on Africa. The statistics and analysis in the report are based on the latest information available to the United Nations Office on Drugs and Crime. The report presents trends in drug seizures and statistics on the illicit cultivation of drug crops up to 2015 and, where available, 2016.

Africa continued to account for a significant proportion of the cannabis seized globally in 2015. Cannabis resin seizures in Africa are concentrated in the northern part of the continent, while cannabis herb seizures occur in both sub-Saharan and North Africa. In 2015, cannabis herb seizures in the region increased sharply, while cannabis resin seizures decreased for the first time since 2009. Despite this decline, cannabis resin seizures have followed a marked increasing trend in North Africa over the last six years.

While heroin continues to be seized mostly in East African countries, seizure data suggest that cocaine trafficking could be expanding from West Africa to other parts of the continent. In recent years, there has been an increase in seizures of amphetamine-type stimulants in Africa, especially amphetamine and methamphetamine.

* Available only in Arabic, English and French, which are the working languages of the subsidiary body.

** [UNODC/HONLAF/27/1](#).



I. Introduction

1. The present report provides an overview of developments in the production of and trafficking in the main illicit drugs at the global and regional levels, with a particular focus on trends within Africa. In the context of this report, the term “sub-Saharan Africa” refers to West, Central, East and Southern Africa collectively. The analysis includes information available to the United Nations Office on Drugs and Crime (UNODC) up to May 2017.
2. Section II addresses the illicit cultivation of drug crops and the production of plant-based drugs for the years up to and including 2015 and, where available, 2016. With regard to drug trafficking, section III focuses on seizure statistics for 2015 and previous years and provides an update on trafficking trends with regard to cannabis, opiates, cocaine and amphetamine-type stimulants.
3. The principal sources of information on the illicit cultivation of drug crops and the production of plant-based drugs are the latest UNODC illicit crop monitoring surveys. In addition, replies by Governments to part IV of the annual report questionnaire for 2015 provide the primary source of information on drug trafficking patterns and seizures of illicit drugs.
4. At the time of writing, UNODC had received replies to part IV of the 2015 annual report questionnaire from 98 Member States, including 12 from Africa, and two territories. Supplementary sources of information include official published government reports and reports submitted in 2016 to the regional meetings of heads of national drug law enforcement agencies and the Subcommission on Illicit Drug Traffic and Related Matters in the Near and Middle East. The *World Drug Report 2016*¹ was also used for the analysis of the current situation with regard to drug trafficking. In total, seizure data for 2015 were available for 17 States in Africa.
5. In general, statistics on drug seizures offer valid indirect indicators of drug trafficking trends. However, seizure statistics should be treated with caution, since they also reflect different reporting practices.

II. Global trends in illicit cultivation of drug crops and production of plant-based drugs

A. Cannabis herb cultivation and cannabis resin production

6. Unlike illicit crops such as coca bush and opium poppy, the cannabis plant lends itself to diverse cultivation methods and so grows in a variety of environments. This makes assessing the extent of its cultivation difficult. Reports of cannabis cultivation and eradication show that a wide range of practices exist globally. Cannabis cultivation reports range from accounts of individuals growing a small number of plants for personal consumption to reports of large-scale commercial operations in indoor warehouses, on farmland and in forests.
7. Seizure data suggest that the cultivation of cannabis herb continues to occur in most countries worldwide and in all regions of the world. In contrast, the large-scale production of cannabis resin remains confined to a few countries in North Africa and South-West Asia, the most prominent of which are Afghanistan and Morocco.
8. Morocco reported eradicating 5,000 hectares (ha) of cannabis in 2013 and estimated that, after eradication, 42,000 ha remained under cannabis cultivation. This represents a reduction of almost 70 per cent compared with 2003 levels (134,000 ha).² Morocco reported a stable trend with regard to the area under illicit cannabis cultivation in 2013 and a decrease in the production of cannabis resin, which amounted to 700 tons (down from 3,040 tons in 2003).

¹ United Nations publication, Sales No. E.16.XI.7.

² UNODC and Government of Morocco, “Maroc: enquête sur le cannabis 2003” (December 2003).

9. Afghanistan, despite having a significantly smaller estimated area under cannabis cultivation than Morocco (10,000 ha in 2012), had a potential cannabis resin production estimated at 1,400 tons, almost double the estimated production in Morocco. In 2015, cannabis cultivation in Afghanistan remained linked to opium poppy cultivation, with 29 per cent of poppy-growing villages also reporting cannabis cultivation, compared with 20 per cent of non-poppy-growing villages. Both opium poppy and cannabis cultivation in Afghanistan are concentrated in the southern part of the country, where 73 per cent of villages take part in cannabis cultivation.³

10. Cannabis cultivation is widespread across the African continent. Seven countries in North, East, West and Southern Africa⁴ reported in their replies to the 2015 annual report questionnaire that cannabis cultivation occurred within their territories. While Egyptian authorities reported the eradication of 140 ha of cannabis in 2015, Kenya and Madagascar eradicated 8,747 and 21,325 cannabis plants respectively that year.⁵ In Sierra Leone, cannabis is grown domestically and trafficked to other countries mostly through neighbouring Liberia and Guinea.⁶

B. Opium poppy cultivation

11. At the time of writing, information for 2016 was only available for Afghanistan. Afghanistan and Myanmar continue to account for the majority of illicit opium poppy cultivation worldwide. Cultivation in Myanmar remained relatively stable in 2014 and 2015, after increasing steadily between 2006 and 2013, while in 2015 Afghanistan saw the first decrease in opium poppy cultivation since 2009. Global opium poppy cultivation decreased by about 10 per cent in 2015, owing mainly to the decrease in Afghanistan. The decline in Afghanistan was temporary since opium poppy cultivation in the country bounced back in 2016, increasing by 10 per cent with respect to 2015.

12. In 2015, opium poppy cultivation in Afghanistan decreased to 183,000 ha after reaching record levels in 2014 of 224,000 ha.⁷ The vast majority of the cultivation (90 per cent) took place in the southern and western regions of the country, where significant decreases were recorded. In 2016,⁸ cultivation in the country increased again, reaching 201,000 ha. Sharp increases were recorded in the eastern and northern regions of the country, which represented a combined 13 per cent of total national cultivation, up from 8 per cent in 2015. The number of poppy-free provinces decreased in both 2015 and 2016.

13. In 2015, potential opium production in Afghanistan reached 3,300 tons, the lowest level since 2001. This decline was not only due to the fall in the area under cultivation, but also a consequence of a sharp decrease in the yield due to adverse weather conditions, from 28.7 kilograms per hectare in 2014 to 18.3 in 2015, the lowest level on record. In 2016, the aforementioned increase in cultivation and a higher yield of 23.8 kilograms per hectare, resulted in an increase in potential opium production of 43 per cent with respect to the previous year, reaching 4,800 tons. Despite the increase, the yield recorded in 2016 is still the third lowest value on record in Afghanistan.

³ UNODC and Ministry of Counter Narcotics of Afghanistan, *Afghanistan Opium Survey 2015* (Vienna, March 2016).

⁴ Egypt, Kenya, Madagascar, Mozambique, Nigeria, the United Republic of Tanzania and Zambia.

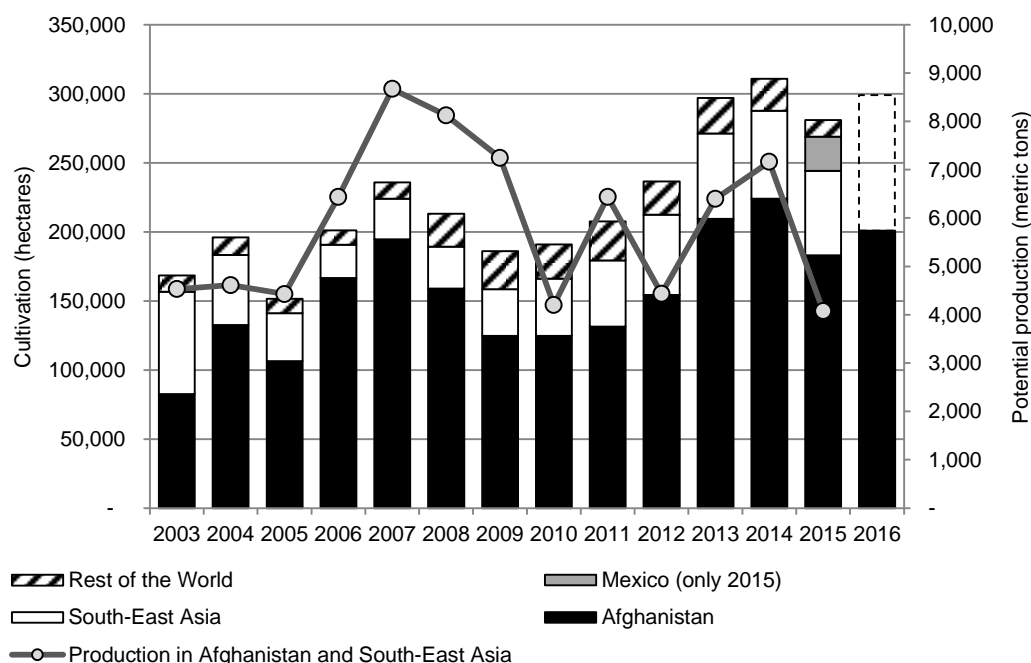
⁵ Responses submitted by Egypt, Kenya and Madagascar to the 2015 annual report questionnaire.

⁶ Country report submitted by Sierra Leone to the Twenty-sixth Meeting of Heads of National Drug Law Enforcement Agencies, Africa.

⁷ *Afghanistan Opium Survey 2015*.

⁸ UNODC and Ministry of Counter Narcotics of Afghanistan, *Afghanistan Opium Survey 2016: Executive Summary* (Vienna, October 2016).

Figure I
Opium cultivation by region and potential opium production in Afghanistan and South-East Asia (2003-2016)^a



^a The only data on cultivation available for 2016 at the time of writing were for Afghanistan.

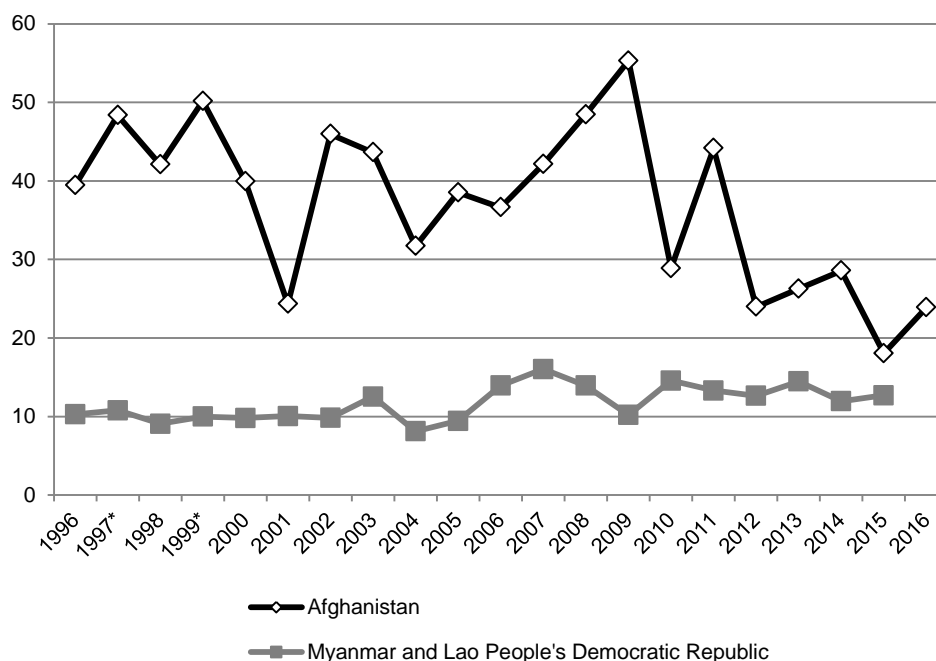
14. The *South-East Asia Opium Survey 2015* estimated that illicit opium poppy cultivation in the region covered 61,200 ha. After steadily increasing from 21,600 ha in 2006 to 57,800 ha in 2013, opium poppy cultivation in Myanmar decreased slightly, reaching 55,500 ha in 2015. In the Lao People's Democratic Republic, cultivation steadily increased from 1,500 ha in 2007 to 6,800 ha in 2012. In 2015, estimated cultivation in the Lao People's Democratic Republic reached 5,700 ha.

15. Because of the geographical environment in which opium is cultivated in South-East Asia, on hills with poor soil and no irrigation, the yield in that region has traditionally been notably lower than in Afghanistan. However, the yield in Afghanistan has declined notably since 2009 and was similar to that observed in South-East Asia in 2015 (see figure II). Overall, Myanmar and the Lao People's Democratic Republic produced an estimated total of between 731 and 823 tons of opium in 2015, a value similar to 2014, when production reached 762 tons.

16. Almost 87 per cent of global opium poppy cultivation in 2015 took place in Afghanistan and South-East Asia. According to the first *Mexico Opium Survey*, carried out for the period 2014-2015 by UNODC and the Government of Mexico, the area under opium poppy cultivation in the country between July 2014 and June 2015 was estimated at 24,800 ha, which represents about 9 per cent of global cultivation. During 2015, Mexican authorities reported the eradication of 25,960 ha of opium poppy, a 21 per cent increase with respect to 2014 (21,445 ha) and a 77 per cent increase with respect to 2013 (14,662 ha).

Figure II
Yield of opium poppy cultivation in Afghanistan and South-East Asia (1996-2016)

(Kilograms per hectare)



* Figures for Myanmar and the Lao People's Democratic Republic in 1997 and 1999 only reflect the yield in Myanmar.

17. Opium poppy cultivation is not extensive in Africa and it occurs in specific parts of the continent. Egypt reported the eradication of 98 ha of poppy cultivation in 2015 in the regions of Sinai and Upper Egypt.⁹

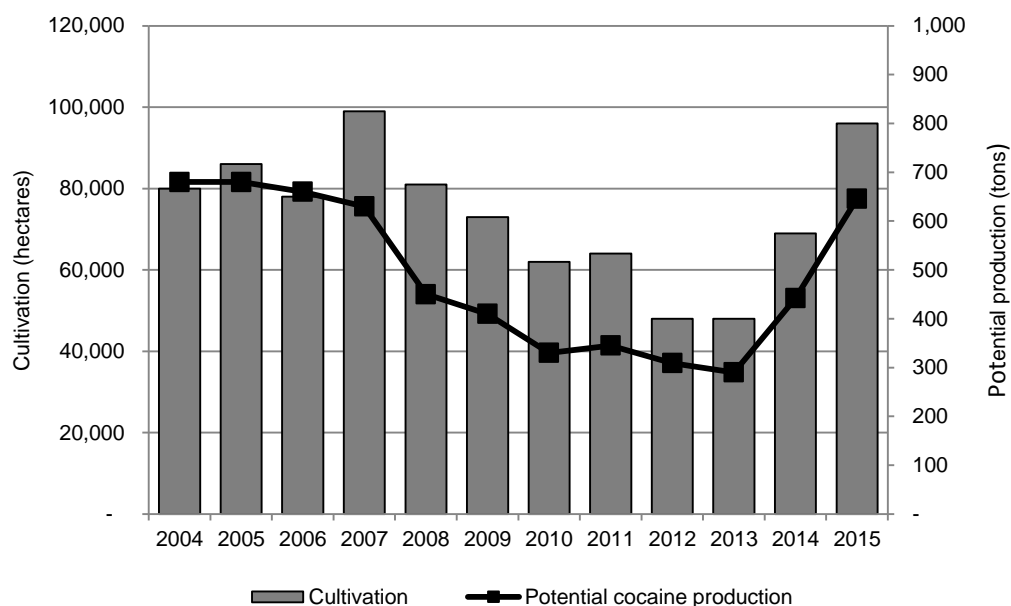
C. Coca cultivation

18. Bolivia (Plurinational State of), Colombia and Peru continued to account for virtually all cultivation of coca bush worldwide. The total area under cultivation in the three countries increased by 18 per cent, from 132,500 ha in 2014 to 156,500 ha in 2015, the most significant increase on record since the 1980s. This was due mainly to a sharp increase of almost 40 per cent in Colombia.

19. After reaching historically low levels (48,000 ha) in 2013, the *Coca Cultivation Survey 2015* conducted jointly by the Government of Colombia and UNODC showed that coca bush cultivation in Colombia doubled in two years, reaching 96,000 ha in 2015, the highest value since 2007. Potential cocaine production in Colombia increased sharply to 646 tons in 2015 after reaching 290 metric tons in 2013, the lowest value since the mid-1990s (see figure III). During 2015, the Colombian authorities destroyed a total of 3,591 laboratories for the extraction of coca paste or cocaine base (64 per cent increase with respect to 2014), as well as 236 cocaine hydrochloride laboratories (45 per cent increase).

⁹ Country report submitted by Egypt to the Twenty-sixth Meeting of Heads of National Drug Law Enforcement Agencies, Africa.

Figure III
Coca bush cultivation and potential cocaine production in Colombia (2004-2015)



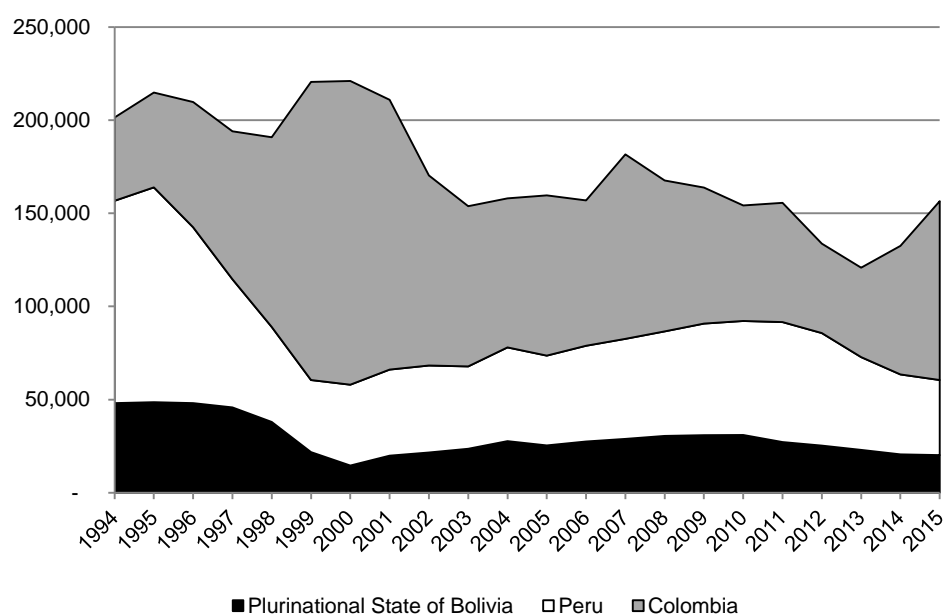
20. According to the *2015 National Coca Monitoring Survey* in the Plurinational State of Bolivia, the cultivation of coca bush remained stable at 20,200 ha in 2015, the lowest level recorded since 2001. The production of dried coca leaf in the Plurinational State of Bolivia in 2015 was estimated at 32,500 tons, the lowest value on record since 2005. The manual eradication of coca bush in the country remained stable in 2015 for the fourth consecutive year, reaching 11,020 ha, while the number of cocaine hydrochloride laboratories destroyed by the authorities has increased notably since 2008, when 7 laboratories were destroyed, reaching 74 in 2014 and 73 in 2015.

21. According to the *2015 National Coca Monitoring Survey* conducted by UNODC and the Government of Peru, the area under coca bush cultivation in Peru at the end of 2015 stood at 40,300 ha, a 6 per cent decrease compared with 2014 (42,900 ha), and the lowest level recorded since 1999. The production of dried coca leaf in Peru was estimated at 96,300 tons in 2015, of which 9,000 were destined for traditional consumption. Eradication increased by more than 15 per cent compared with 2014, reaching a record 35,900 ha. Authorities reported¹⁰ that the State's eradication efforts in recent years had caused drug trafficking organizations to shift illicit cultivation to increasingly scattered and isolated areas.

¹⁰ Country report submitted by Peru to the Twenty-sixth Meeting of Heads of National Drug Law Enforcement Agencies, Latin America and the Caribbean.

Figure IV
Coca bush cultivation in Bolivia (Plurinational State of), Colombia and Peru (1994-2015)

(Hectares)



22. Although the manufacture of cocaine occurs mainly in Bolivia (Plurinational State of), Colombia and Peru, clandestine laboratories processing coca leaf derivatives also exist outside those countries. According to data from responses to the annual report questionnaire for 2015, several countries in Latin America, including Argentina, Brazil, Chile, Ecuador and Honduras, reported the detection of clandestine laboratories processing coca leaf derivatives. In 2015, Greece, Portugal and Spain, as well as Hong Kong, China, also reported the detection of such laboratories.

III. Global trends in illicit drug trafficking and seizures

23. Table 1 shows the quantities of the major drug types seized reported to UNODC globally and within Africa in 2014 and 2015, and the estimated trend in 2015.

Table 1

Reported drug seizures and trends in Africa and worldwide, 2014 and 2015

Drug type	Africa			Global seizures	
	2014	2015	Trend ^(a,b)	2014	2015
	(Kilograms)			(Tons)	
Cannabis herb	849 260	1 614 894	Increase (>100%)	5 877	5 676
Cannabis resin	457 545	395 243	Decrease (-14%)	1 440	1 506
Cocaine ^c	2 128	974	Decrease (-42%)	655	850
Heroin	7 096	705	Decrease	81.7	80.1
Opium	141	159	Increase (+13%)	526	587
Illicit morphine	< 1	< 1	..	20.9	9.6
Amphetamine	3 544	2 434	..	46.4	>51.8 ^d
Methamphetamine	135	452	Increase (>100%)	108.7	131.5
"Ecstasy"	3	6	..	9.4	6.2

^a Since data for 2015 were incomplete at the time of preparation of the present report, the trend was estimated by comparing total seized quantities for countries and territories for which data were available for both 2014 and 2015. Totals for 2015 are preliminary.

^b The terms “increase” and “decrease” refer to an annual increase or decrease of more than 10 per cent with respect to the previous year.

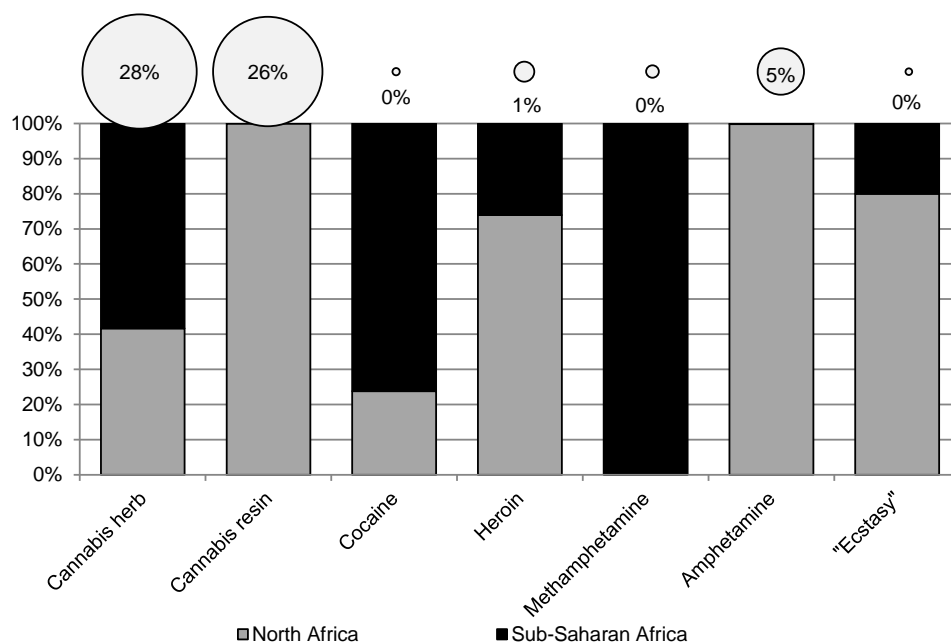
^c Includes base, pastes, salts and “crack” cocaine.

^d Data for amphetamine seizures in 2015 are incomplete. However, preliminary data suggest that reported seizures amounted to at least 51.8 tons.

Figure V

Geographical distribution of African drug seizures and proportion of global seizures that occurred in Africa, by drug type, 2015

(Percentage)

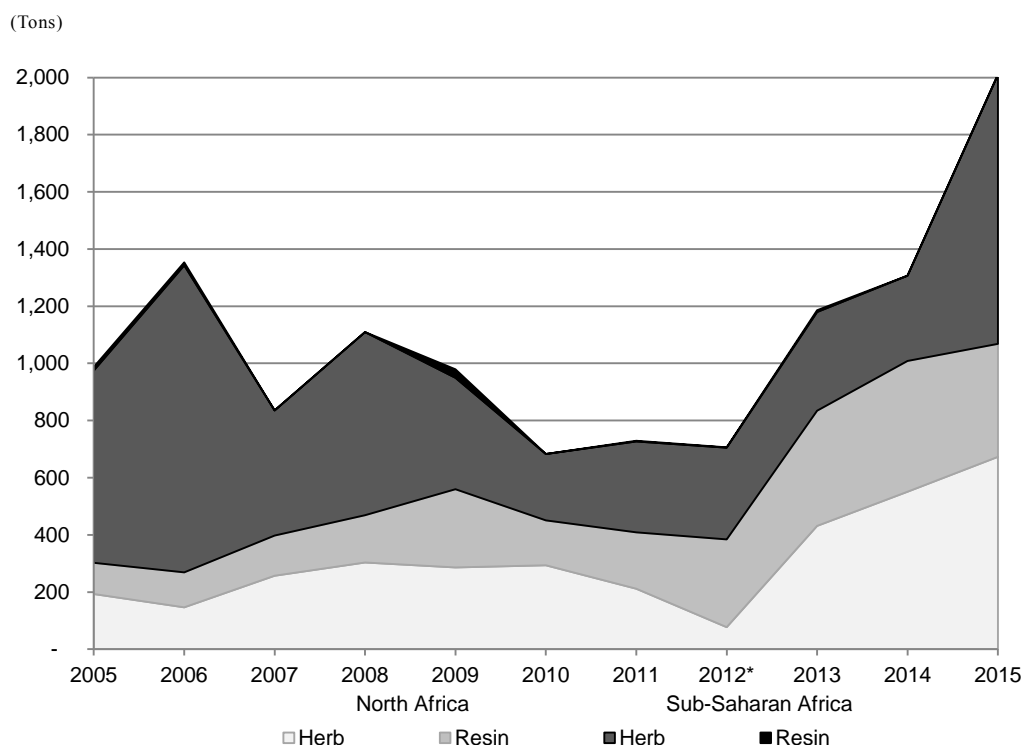


24. Although there is consistent reporting of seizure information to UNODC from a number of North African countries, only limited data are available for sub-Saharan Africa. The total of drug seizures reported in Africa tends to be significantly underestimated, with the proportion of reported seizures occurring in North Africa overestimated relative to sub-Saharan Africa. Available data indicate that Africa accounted for significant proportions of global cannabis seizures, both herb and resin, and amphetamine in 2015, as shown in figure V. While almost 60 per cent of reported African cannabis herb seizures occurred in sub-Saharan Africa, virtually all reported cannabis resin and amphetamine seizures took place in countries in North Africa.

A. Cannabis

25. Over the last 10 years, there has been an increase in reported cannabis seizures in North Africa and a decrease reported from the countries of sub-Saharan Africa (see figure VI). As a result, the proportion of reported African cannabis seizures occurring in the northern part of the region has increased from less than 30 per cent prior to 2007, to between 50 and 80 per cent in the last six years. In 2015, this trend reversed following a sharp increase in reported cannabis herb seizures from sub-Saharan Africa. Cannabis seizures on the continent reached their highest level since 2004. Reported cannabis resin seizures in the continent have increased over the last decade, especially in North Africa. Therefore, cannabis resin seizures as a proportion of total reported cannabis seizures in Africa have increased significantly, from about 10 per cent in 2005-2006 to over 30 per cent in recent years.

Figure VI
Cannabis seizures in Africa, by subregion and type, 2005-2015



* No information on cannabis herb seizures was reported by Morocco in 2012.

Cannabis herb

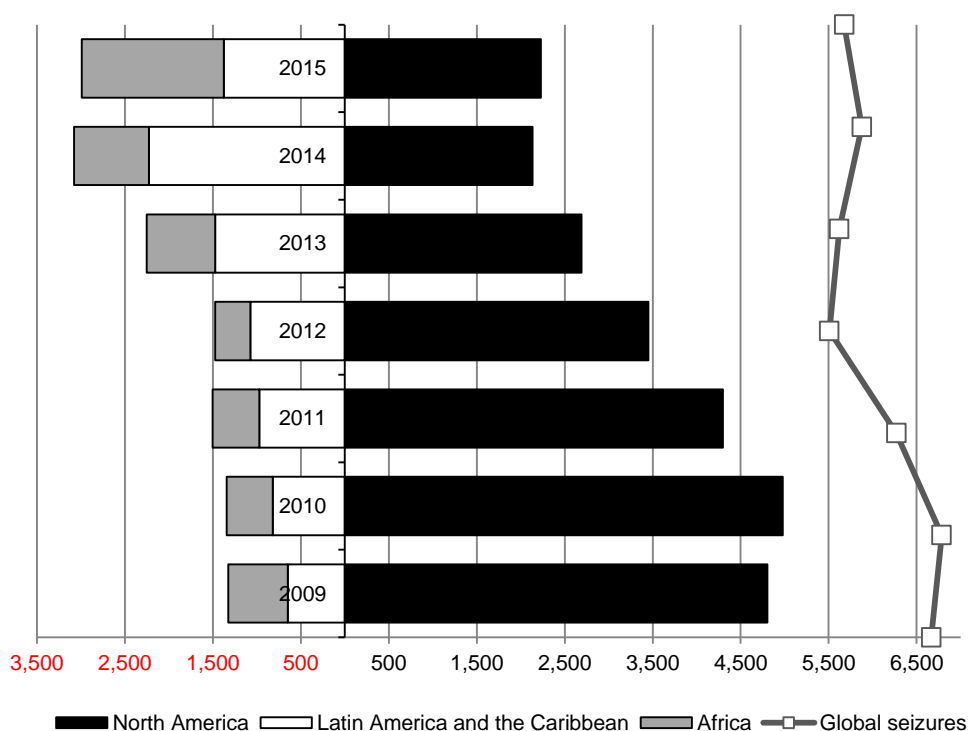
26. Even though cannabis herb seizures occur in almost every corner of the globe, the Americas have represented more than 60 per cent of global seizures every year since the early 1990s. While North America has traditionally accounted for most of these seizures, there has been a shift towards Latin America and the Caribbean, especially since 2011 (see figure VII). In 2015, global cannabis herb seizures remained stable, with changes in the recent trends observed in North America, Latin America and the Caribbean, Western and Central Europe and sub-Saharan Africa.

27. As shown in figure VII, cannabis herb seizures in North America have been decreasing sharply since 2010. In 2015, preliminary data indicate that seizures in the region remained stable, mainly due to the first increase in Mexico in five years, which offset a 22 per cent decrease in the United States of America with respect to 2014. As a result, Mexico recorded the highest cannabis herb seizures reported by a single country in 2015 (1,242 tons), surpassing the United States (970 tons) for the first time since 2007. Authorities in the United States reported that the decreasing trend observed since 2010 may be related to changing law enforcement priorities in states in which the use of cannabis herb has been legalized.¹¹

¹¹ Response submitted by the United States to the 2015 annual report questionnaire.

Figure VII
Cannabis herb seizures by region and globally (2009-2015)^a

(Tons)



^a Data for 2015 are preliminary.

28. Unlike North America, cannabis herb seizures in Latin America and the Caribbean increased sharply between 2009 and 2014, from 650 to over 2,000 tons. In 2015, preliminary data suggest that cannabis herb seizures in the region decreased to under 1,400 tons, owing mostly to a sharp decrease in the Caribbean, where record levels were observed in 2014. Cannabis herb seizures in South America also decreased from a record 1,427 tons in 2014 to close to 1,300 tons in 2015, according to preliminary data, owing mainly to a decline in Paraguay from 711 to 510 tons.

29. Between 2009 and 2014, cannabis herb seizures in Western and Central Europe have nearly doubled, from 65 to 125 tons, partly due to the fact that in recent years domestically produced herbal products have become more prevalent, displacing imported resin in many countries.¹² In 2015, however, cannabis herb seizures in the region decreased sharply to under 87 tons, owing mainly to sharp reductions in Belgium (764 kilograms seized, down from 10,744 in 2014), Greece (2.5 tons, down from 19.6) and Italy (9 tons, down from 33). The production of and trafficking in cannabis herb is an area of growing concern for law enforcement efforts in Europe because of the increasing involvement of organized crime in the region.¹³

30. In 2015, global cannabis herb seizures remained stable, mainly due to a sharp increase in seizures reported in Africa that offset the decline in the Americas and Europe (see figure VII). While information on cannabis herb seizures in the region is limited,¹⁴ certain countries with high levels of reported seizures, such as Egypt, Morocco, Nigeria and the United Republic of Tanzania, have consistently responded

¹² European Monitoring Centre for Drugs and Drug Addiction (EMCDDA), *EU Drug Markets Report: Strategic Overview*, 2016.

¹³ EMCDDA, *European Drug Report: Trends and Developments 2015* (Luxembourg, 2015).

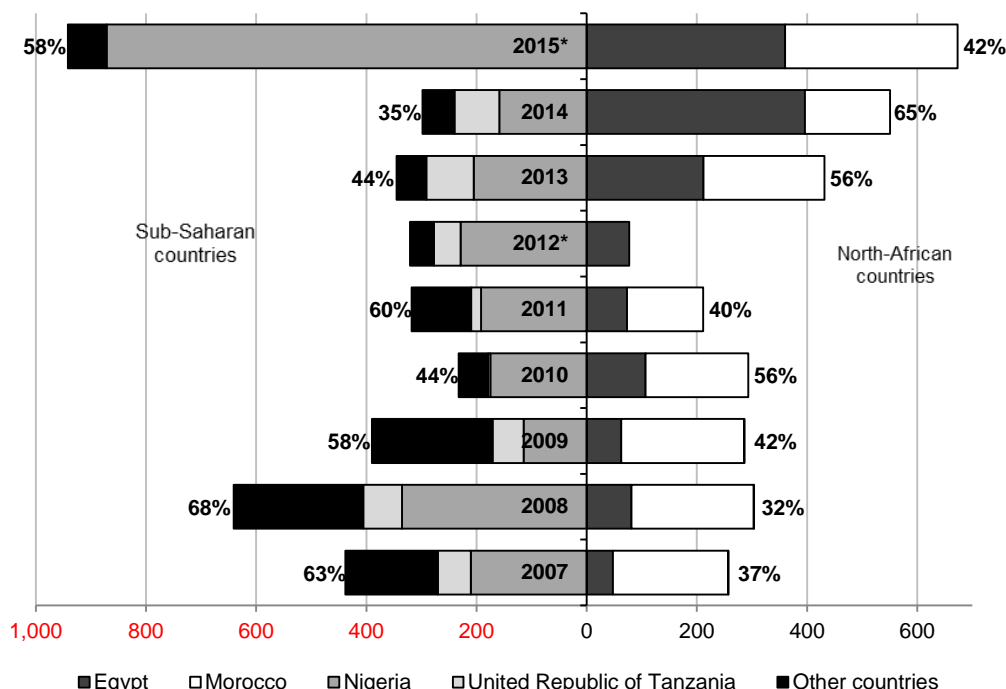
¹⁴ At the time of writing, eight African countries had reported cannabis herb seizures in their responses to the annual report questionnaire for 2015.

to part IV of the annual report questionnaires, and all show increasing trends in recent years.

Figure VIII

Cannabis herb seizures in Africa, by subregion, 2007-2015

(Tons)



* No data on cannabis herb seizures were reported by Morocco in 2012 or by the United Republic of Tanzania in 2015.

31. Virtually all reported seizures of cannabis herb in North Africa occur in Egypt and Morocco. While cannabis herb seizures in Morocco remained stable during 2007-2014, varying between 150 and 230 tons, record levels were recorded in 2015, with 330 tons. In Egypt, cannabis herb seizures have been increasing sharply since 2012, and reached 396 and 360 tons in 2014 and 2015 respectively, the highest levels on record. Consequently, record levels of total cannabis herb seizures were reported in North Africa in 2015.

32. In sub-Saharan Africa, reported cannabis herb seizures have been increasingly concentrated in Nigeria and the United Republic of Tanzania over the last 10 years. In the United Republic of Tanzania, seizures have increased lately, reaching 86 and 81 tons in 2013 and 2014 respectively, the highest reported values since 2006. In Nigeria, cannabis herb seizures oscillated between 100 and 230 tons between 2009 and 2014 and, hence, the total levels seized in sub-Saharan Africa have remained relatively stable. As a result, an increasing proportion of African reported cannabis herb seizures have occurred in the northern part of the continent during this period. However, this trend was interrupted in 2015, when cannabis herb seizures in Nigeria reached a record 871 tons, the highest level reported by a single country that year outside of North America, and cannabis herb seizures in Africa reached the highest level on record since 2004.

Cannabis resin

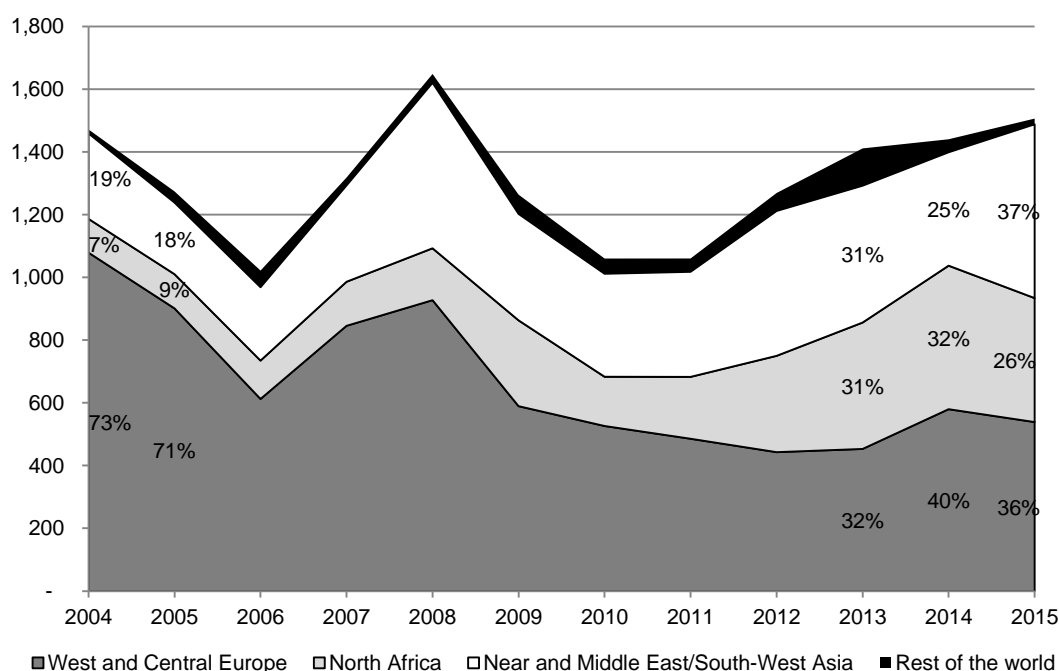
33. In contrast with the cultivation of cannabis herb, the production of cannabis resin is concentrated in a smaller number of countries, the most prominent of which are Afghanistan and Morocco. Consequently, seizure statistics for cannabis resin are also concentrated in and around those two source countries, in North Africa, South-West Asia, and in Western and Central Europe, the main consumer market. While 10 years ago cannabis resin seizures were concentrated mainly in Western

and Central Europe, seizures have been more evenly distributed across those three regions in recent years (see figure IX).

34. As the main entry point for cannabis resin from Morocco into Western Europe, Spain continued to be the country with the highest amount of cannabis resin seized in the world, with seizures in 2015 surpassing 380 tons, virtually the same amount as in 2014. Over 50 per cent of total seizures in the country occurred in Cádiz, Spain, due to its strategic position with respect to Africa.¹⁵ Other Western European countries reporting large amounts of cannabis resin seized during 2015 were Italy (67 tons) and France (60 tons), with the drug entering these countries either directly from Morocco or through Spain. In Turkey, cannabis resin seizures have decreased sharply in recent years, from an unprecedented 94 tons in 2013, to 7.8 tons in 2015, the lowest level since 2007.

Figure IX

Global cannabis resin seizures, by region (2004-2015)^a
(Tons)



^a Data for 2015 are preliminary.

35. Cannabis resin seizures in the Near and Middle East and South-West Asia, are concentrated in Afghanistan and its neighbouring countries, Iran (Islamic Republic of) and Pakistan. Seizures in all three countries increased sharply in 2015. In 2015 cannabis resin seizures in the Islamic Republic of Iran reached a record 98 tons, a 26 per cent increase with respect to 2014. About 90 per cent of seized cannabis resin in the country in 2015 entered from Pakistan.¹⁶ After decreasing in 2014, cannabis resin seizures in Pakistan increased again in 2015 to 279 tons, the second-highest value since 2000. Cannabis resin seizures in Afghanistan reached unprecedented levels at 163 tons, the highest level since 2008.

36. In 2015, cannabis resin seizures in North Africa decreased for the first time since 2009, reaching 395 tons, 14 per cent less than the previous year. Algeria and Egypt reported decreases of 30 and 39 per cent respectively with respect to 2014, while record cannabis resin seizures were reported in Morocco with almost 235 tons. Despite the sharp decreases in Algeria and Egypt in 2014 and 2015, a notable increasing trend in cannabis resin seizures reported by both countries can

¹⁵ Country report submitted by Spain to the Twenty-sixth Meeting of Heads of National Drug Law Enforcement Agencies, Latin America and the Caribbean.

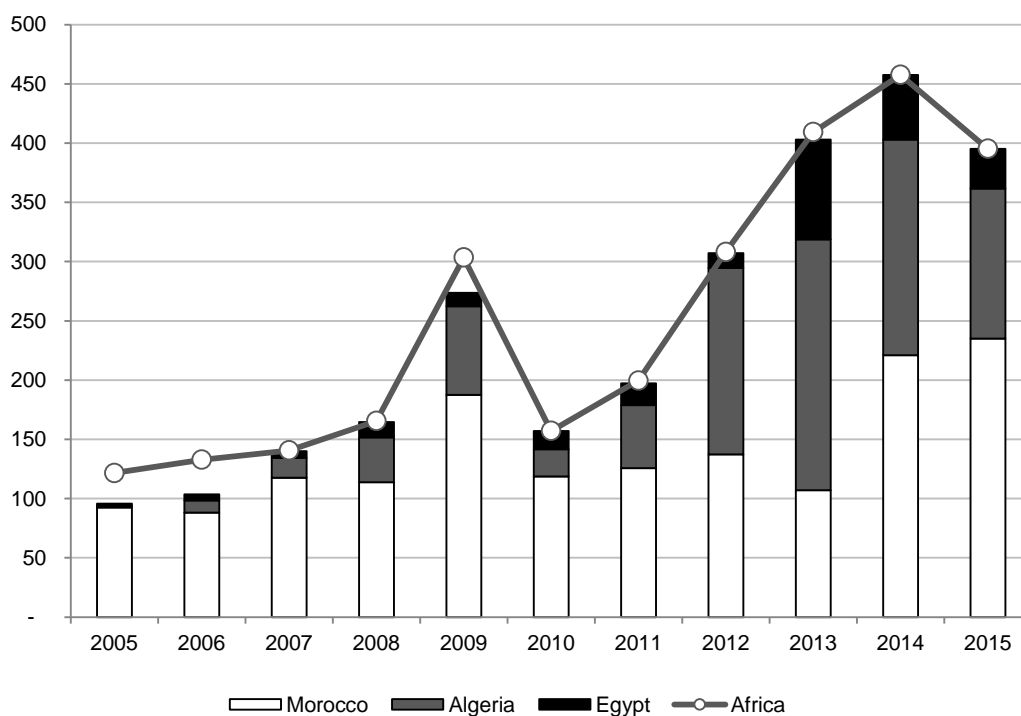
¹⁶ Response submitted by the Islamic Republic of Iran to the 2015 annual report questionnaire.

be observed over the last 10 years, with seizures increasing from less than 2 tons in 2005 to over 126 tons in Algeria and 33 tons in Egypt in 2015 (see figure X). While cannabis resin is mostly smuggled into Egypt over land from Morocco, there is also evidence of smuggling attempts from South-West Asia by land (through Jordan) and by sea (from Pakistan and Afghanistan).¹⁷

Figure X

Cannabis resin seizures in Africa and selected countries, 2005-2015

(Tons)



B. Opiates

Opium and illicit morphine

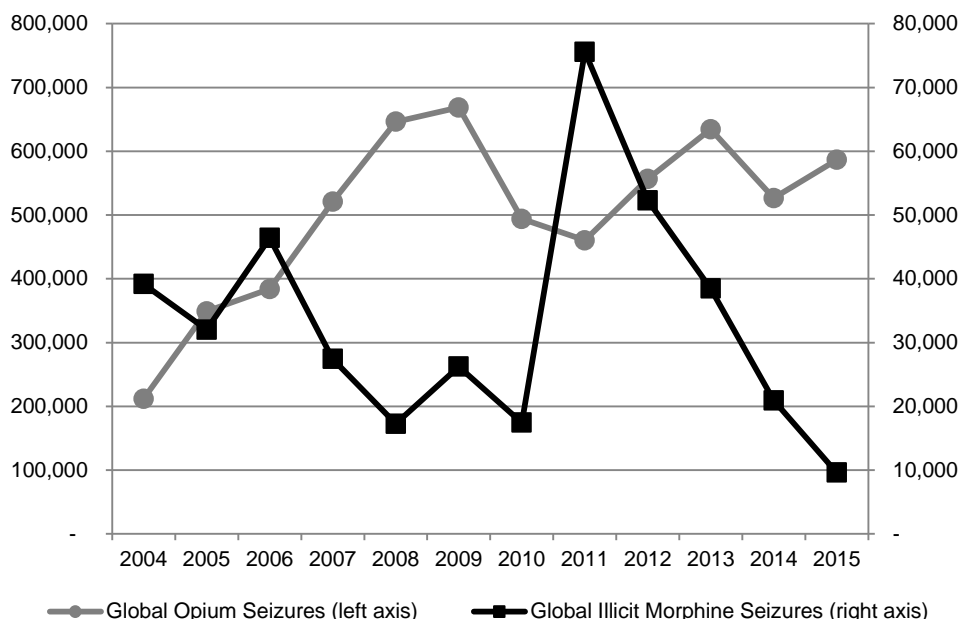
37. The Near and Middle East and South-West Asia represent between 95 and 100 per cent of global opium and illicit morphine seizures. In particular, significant seizures in the region occur almost exclusively in Afghanistan and neighbouring countries, Iran (Islamic Republic of) and Pakistan.

38. After decreasing in 2014, global opium seizures increased by 10 per cent in 2015, reaching 587 tons. Opium seizures in Afghanistan have been declining sharply in recent years, from a record 124 tons in 2012, to 30 tons in 2015, the lowest level since 2004. However, sharp increases in Iran (Islamic Republic of) and Pakistan have offset this decrease. A record 59 tons were seized in Pakistan in 2015, while opium seizures in the Islamic Republic of Iran reached the highest level since 2009, at 479 tons.

¹⁷ Country report by Egypt to the Twenty-sixth Meeting of Heads of National Drug Law Enforcement Agencies, Africa.

Figure XI
Global opium and illicit morphine seizures (2004-2015)

(Kilograms)



39. Global illicit morphine seizures have been decreasing sharply since reaching a record 75 tons in 2011 (see figure XI). In 2015, global illicit morphine seizures amounted to just over 9 tons, a 54 per cent decrease with respect to 2014 and the lowest level on record since the early 1990s.

40. Similarly to what has happened with opium in recent years, illicit morphine seizures in Afghanistan have decreased notably, since peaking at 64,028 kilograms in 2011, to only 18 kilograms in 2015. Seizures in Pakistan have also been declining sharply over the last 10 years, reaching 762 kilograms in 2015, the lowest level on record since 2000. In the Islamic Republic of Iran, illicit morphine seizures reached 8.3 tons in 2015, a 35 per cent decline with respect to 2014.

41. Generally, illicit morphine seizures in Africa are extremely rare, however both Algeria and Egypt consistently report them. In Algeria, annual opium seizures tend to be under 5 kilograms, with a historical high of 41 kilograms reported in 2014. In Egypt, opium poppy is cultivated and, hence, opium seizures tend to be larger, reaching an average of 62 kilograms during 2000-2015 and a record 159 kilograms in 2015. Egyptian authorities reported that the drug is also often brought into the country from East and West Asia.¹⁸

Heroin

42. Compared with seizures of opium and illicit morphine, heroin seizures occur in a much wider range of countries, in particular around the larger markets in North America, Europe and Asia-Pacific. Each of these three markets is mostly supplied by a different producing region. While East and South-East Asia are supplied in the main by production in Myanmar and the Lao People's Democratic Republic, most of Europe is supplied by Afghan heroin through the "Balkan route" and the "southern route" through Iran (Islamic Republic of), Pakistan and, increasingly, countries in Africa.¹⁹ The "northern route" continues to link heroin from Afghanistan to markets

¹⁸ Country report submitted by Egypt to the Twenty-sixth Meeting of Heads of National Drug Law Enforcement Agencies, Africa.

¹⁹ UNODC, *Afghan Opiate Trafficking through the Southern Route* (Vienna, June 2015).

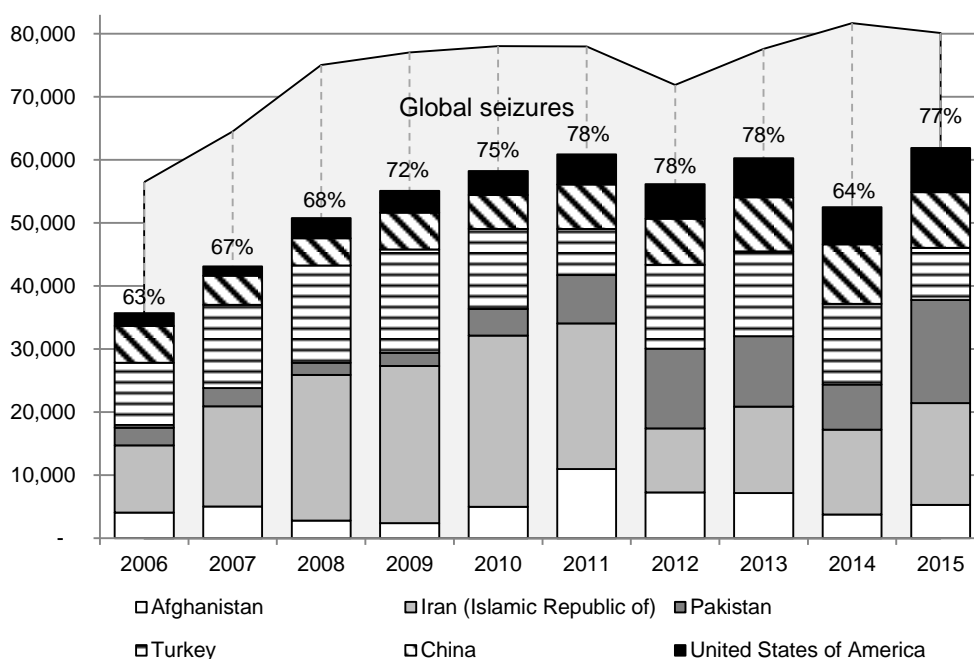
in the Russian Federation.²⁰ In North America, the United States are mostly supplied by heroin produced in Latin America.

43. At the global level, heroin seizures have remained relatively stable at high levels since 2008. Afghanistan, China, Iran (Islamic Republic of), Pakistan, Turkey and the United States are the six countries with the highest annual amounts of heroin seized in recent years, consistently accounting for between 60 and 80 per cent of global seizures since 2006 (see figure XII). Hence, global trends are heavily influenced by what occurs in these countries.

Figure XII

Heroin seizures in selected countries and worldwide (2006-2015)^a

(Kilograms)



^a Data for 2015 are preliminary.

44. In the Asia-Pacific region, the majority of heroin seizures are concentrated in China, where the amount of heroin seized increased from 4.6 tons in 2007 to over 9.4 tons in 2014. In 2015, seizures in this country declined slightly to 8.8 tons. According to Chinese authorities, almost 94 per cent of heroin seized during the first nine months of 2015 originated in the Golden Triangle, while about 2 per cent was produced in the Golden Crescent.²¹ Despite remaining stable at around 13 tons in 2015, heroin seizures in the Asia-Pacific have followed an increasing trend over the last decade, with seizures in Viet Nam and Myanmar increasing almost tenfold since 2007.

45. The most used route for Afghan heroin into the European market continues to be the Balkan route, with high levels of heroin seized in the Golden Crescent and Turkey. In 2015, heroin seizures increased sharply in Afghanistan, Iran (Islamic Republic of) and Pakistan, reaching 5.3, 16.1 and 16.3 tons respectively. This represents increases of 41 per cent in Afghanistan with respect to 2014, 20 per cent in Iran (Islamic Republic of) and 138 per cent in Pakistan. In Turkey, heroin seizures decreased by 35 per cent in 2015, to 8.3 tons, the lowest level since 2011.

46. Despite a spike in 2014 due to a multi-ton seizure in Greece, heroin seizures in Western and Central Europe have been following a decreasing trend, from 11.6 tons in 2000 to 4.6 tons in 2015, the lowest level on record since the late

²⁰ UNODC, *The Illicit Drug Trade through South-Eastern Europe* (Vienna, March 2014).

²¹ Country report submitted by China to the Fortieth Meeting of Heads of National Drug Law Enforcement Agencies, Asia and the Pacific.

1980s. In 2013 and 2014, the amount of large individual seizures of over 100 kilograms has increased notably in the European Union, and a number of Member States have recorded their largest ever seizures in this period,²² showing a change in the modus operandi of traffickers in recent years.

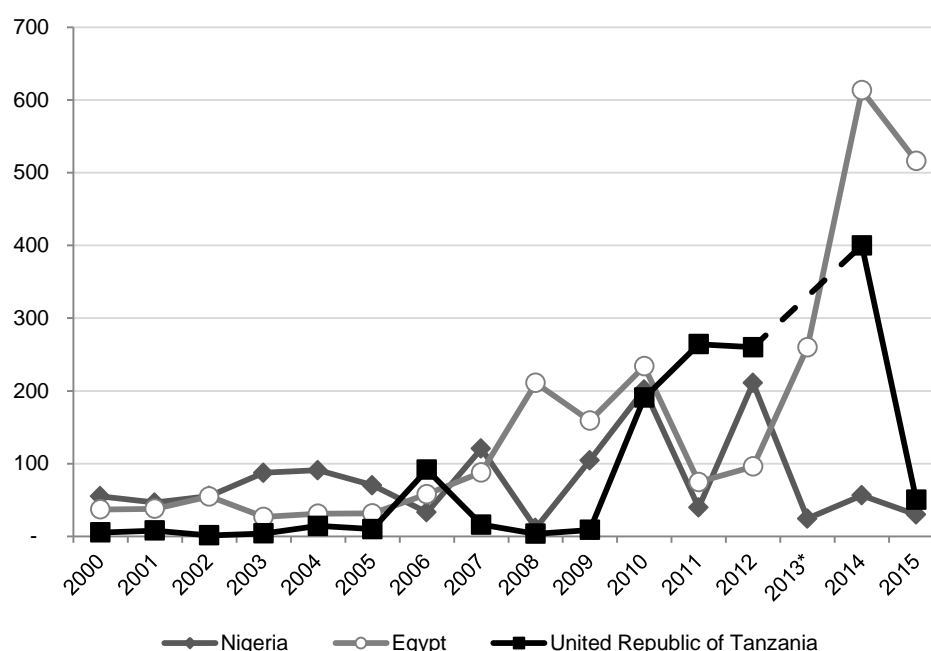
47. In the Americas, heroin seizures more than doubled between 2007 and 2010, and have remained stable afterwards. In 2015, heroin seizures in the region reached record levels, owing mostly to an unprecedented 7 tons seized by the United States. The country's authorities reported that the majority of the heroin trafficked in the country was produced in Mexico and Colombia.²³ Heroin seizures in both Mexico and Colombia increased in 2015 with respect to the previous year, reaching 546 and 393 kilograms respectively.

48. Various regions in Africa are developing significant roles in facilitating the transit of heroin by the "southern route", with networks on the continent taking control over trafficking routes.²⁴ In Egypt, record heroin seizures were reported in recent years, with 613 and 516 kilograms in 2014 and 2015 respectively. In the United Republic of Tanzania, heroin seizures have increased notably since 2010, reaching a record 400 kilograms in 2014. In 2015, seizures in the country decreased to 50 kilograms. Authorities from Mozambique reported that the country is being used as a transit point for heroin from Pakistan into the United Republic of Tanzania, which may be a result of measures taken by this country and Kenya, forcing traffickers to move south.²⁵ While annual heroin seizures in Nigeria have surpassed 200 kilograms in 2010 and 2012, these levels have decreased to between 20 and 60 kilograms annually in recent years.

Figure XIII

Heroin seizures in selected African countries, 2000-2015

(Kilograms)



* No data on heroin seizures were reported by the United Republic of Tanzania in 2013.

49. While heroin continues to be trafficked to Central Asia and the Russian Federation via the northern route, seizures along this route have decreased over the last five years with respect to the first decade of the century. In 2015, preliminary

²² EMCDDA, *EU Drug Markets Report: Strategic Overview*, 2016

²³ United States, 2015 annual report questionnaire response.

²⁴ *Afghan Opiate Trafficking through the Southern Route*.

²⁵ Country report submitted by Mozambique to the Twenty-sixth Meeting of Heads of National Drug Law Enforcement Agencies, Africa.

data indicate that heroin seizures in Central Asia reached 1.5 tons, down from 3 tons in 2014. In the Russian Federation, heroin seizures amounted to under 2 tons in 2015, the lowest level since 2002.

C. Cocaine

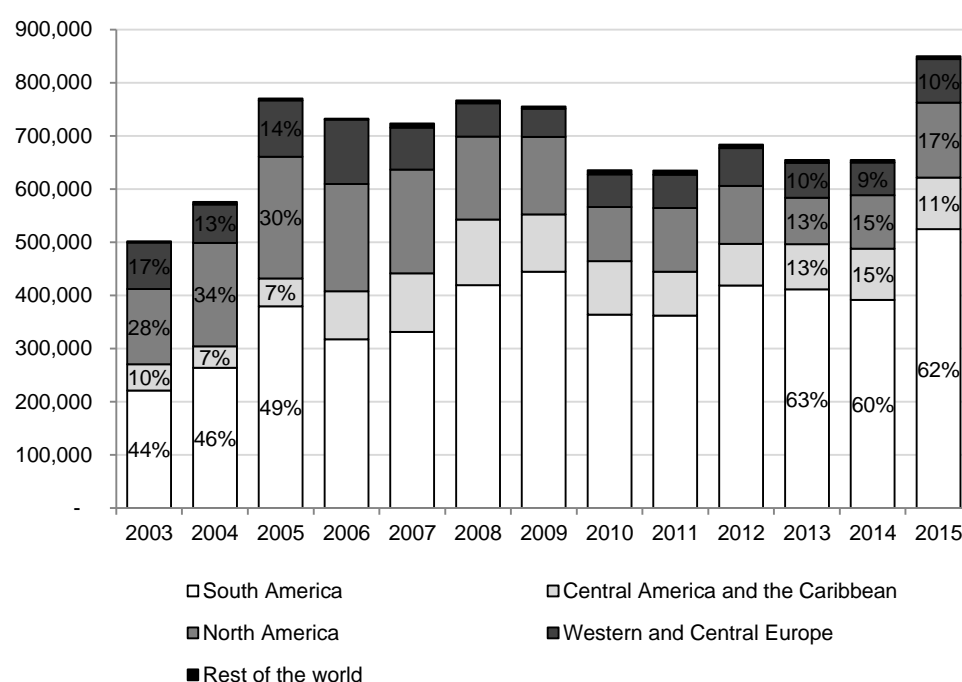
50. The main consumer markets for cocaine in the world, North America and Western and Central Europe, continue to be supplied by cocaine originating in South America. Therefore, global cocaine seizures are concentrated in these regions, as well as in transit regions like Central America and the Caribbean. Available data for 2015 suggest that global cocaine seizures increased sharply in 2015, reaching the highest level on record, with significant increases in almost all regions (see figure XIV).

51. In South America, after decreasing slightly between 2012 and 2014 to 392 tons, preliminary data indicate that an unprecedented 525 tons of cocaine were seized in the region in 2015. A record 297 tons of cocaine were seized in Colombia, up from 191 in 2014, while 65 tons were seized in the Bolivarian Republic of Venezuela, also a historical high and more than double the average annual seizures of 26 tons reported during the previous six years. In Ecuador, cocaine seizures increased for the fifth year in a row, from 15 tons in 2010, to over 65 tons in 2015. Ecuadorian authorities noticed the emergence of new routes into Europe, using West African countries as transit points.²⁶

Figure XIV

Global seizures of cocaine (base, paste and salts) by region, 2003-2015^a

(Kilograms)



^a Data for 2015 are preliminary.

52. In 2015, five European countries²⁷ listed Central America and the Caribbean, in particular Costa Rica, the Dominican Republic and Panama, as transit and departure points for cocaine. These three countries also recorded the highest cocaine seizures in the region in 2015. While preliminary data indicate that cocaine seizures increased in Panama (53 tons) and the Dominican Republic (9.4 tons), seizures

²⁶ Response submitted by Ecuador to annual report questionnaire for 2015.

²⁷ Italy, Portugal, Spain, Sweden and Switzerland.

decreased by 36 per cent in Costa Rica after the peak of 2014, reaching 17 tons in 2015. Total cocaine seizures in Central America and the Caribbean remained stable at 97 tons in 2015, after increasing for two consecutive years.

53. Global cocaine seizures seem to have been shifting geographically from the main markets to the origin and transit regions. While seizures in the production and transit regions of South America and Central America and the Caribbean have increased significantly over the last 10 years, cocaine seizures in the main markets of Western and Central Europe and North America have followed a marked decreasing trend over the same period.

54. In North America, after decreasing to 87 tons in 2013, the lowest level reported since the late 1980s, cocaine seizures increased to 100 tons in 2014. Preliminary data suggest that cocaine seizures may have increased once again to 141 tons in 2015, with sharp increments in both Mexico and the United States. According to national authorities, the vast majority of cocaine that enters the United States is smuggled via land through the south-west border, with a smaller portion entering by sea from the Caribbean (mostly the Dominican Republic and Puerto Rico) through Miami and New York.²⁸

55. Cocaine seizures in Western and Central Europe peaked at 121 tons in 2006, then declined to an average of 62 tons between 2008 and 2014. In 2015, cocaine seizures in the region reached 82 tons, the highest value since 2006. This rise was mostly driven by sharp increases in Belgium, the Netherlands, France and Portugal, where cocaine seizures reached 17, 12, 11 and 6 tons, up from 9, 9, 7 and 3.7 tons in 2014 respectively. The country with the highest cocaine seizures in the region continues to be Spain, where seizures remained stable at 22 tons. In recent years, the increase of cocaine smuggling in maritime containers appears to be a major threat, given the large and increasing volume of maritime trade going into the region, with major European ports such as Rotterdam, the Netherlands, and Antwerp, Belgium, being targeted by traffickers.²⁹

56. A secondary route for cocaine trafficked across the Atlantic to Europe involved the use of countries in Africa, notably West Africa, as transit points. Countries in West Africa have reported large seizures in recent years, with Nigeria recording over 100 kilograms every year since 2003, and Ghana seizing a total 1.3 tons during the period 2013-2014. A more recent concern involves the use of routes established for other drugs to traffic cocaine, such as cannabis routes in North Africa or heroin routes in East Africa.³⁰ In this regard, Egypt reported a record 532 kilograms of cocaine seized in 2014 (23 kilograms in 2015), Morocco reported seizures for 632 and 129 kilograms in 2014 and 2015 respectively, and Algeria seized 88 kilograms of cocaine in 2015. The United Republic of Tanzania has seized an average of 85 kilograms of cocaine annually between 2010 and 2015, up from 3.7 kilograms averaged over the previous 10 years.

D. Amphetamine-type stimulants

57. Amphetamine-type stimulants can be broadly classified as amphetamines (which include amphetamine and methamphetamine) and “ecstasy”-type substances.³¹ Unlike the collection of seizure data for plant-based drugs, the collection of high-quality seizure data relating to amphetamine-type stimulants relies heavily on the proper identification and classification of seized controlled substances.

58. In Africa, seizures of amphetamine-type stimulants have traditionally been limited and rare. During the first eight years of the millennium, they consisted

²⁸ United States Department of Justice, Drug Enforcement Agency, *2016 National Drug Threat Assessment*.

²⁹ EMCDDA, *EU Drug Markets Report: Strategic Overview*, 2016.

³⁰ Ibid.

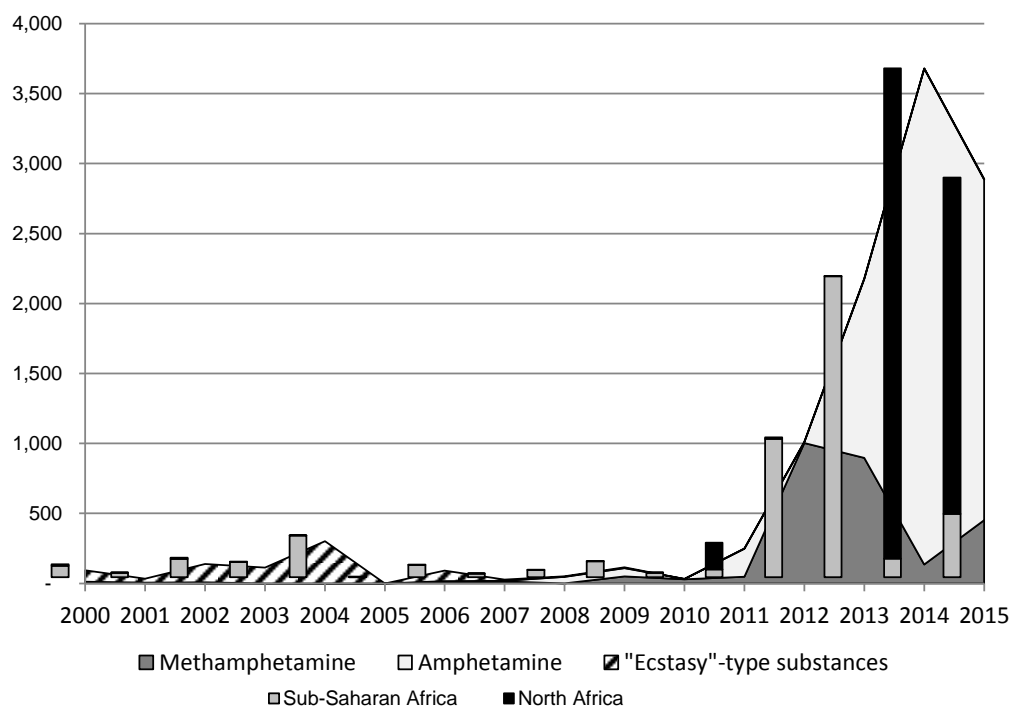
³¹ Including 3,4-methylenedioxymethamphetamine (MDMA).

mostly of occasional “ecstasy”-type substances seizures occurring in sub-Saharan countries. While total reported MDMA seizures in the continent have remained below the 10-kilogram mark since 2007, amphetamine and methamphetamine seizures have become more frequent. Since 2012, amphetamine-type stimulants seizures in the region have been increasing sharply and reaching unprecedented levels, owing mainly to an increase in methamphetamine seizures in sub-Saharan Africa, and multi-ton amphetamine seizures reported every year since 2013, by countries in both sub-Saharan and North Africa.

Figure XV

Amphetamine-type stimulant seizures in Africa, 2000-2015

(Kilograms)

**Methamphetamine**

59. The regions of Asia-Pacific and North America account for the majority of global methamphetamine seizures, and the illicit manufacture of methamphetamine has traditionally been concentrated close to these consumer markets. However, it has recently also spread to other countries and regions, with reports of new trafficking flows connecting previously independent subregions.³² In 2015, global methamphetamine seizures reached record levels.

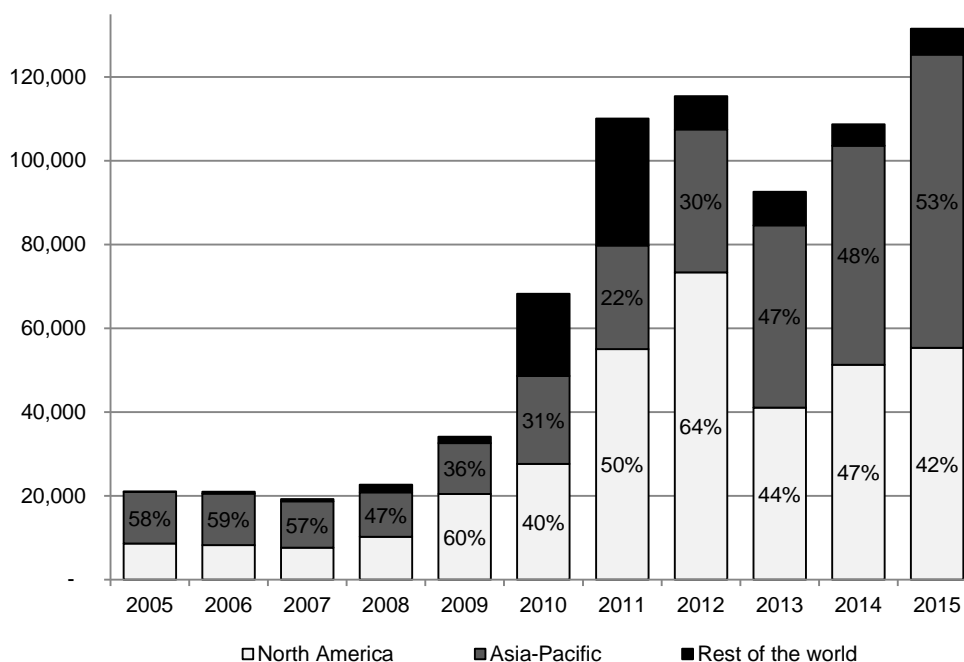
60. In North America, methamphetamine seizures increased slightly, mostly owing to an increase reported by Mexico. In the United States, methamphetamine seizures reached 31 tons in both 2014 and 2015, the two highest levels since 2002. National authorities reported a significant increase in liquid methamphetamine seizures, especially along the south-west border, where the drug is smuggled from Mexico and conversion laboratories are in place.³³ Methamphetamine seizures in Mexico increased for the second consecutive year, from 17.9 tons in 2013 to the equivalent of 23.5 tons in 2015, including almost 9,000 litres of liquid methamphetamine. The Mexican authorities reported that methamphetamine was produced in clandestine laboratories using chemical precursors trafficked mostly from China and the United States.³⁴

³² UNODC, *Global SMART Update, vol. 12* (September 2014).

³³ United States response to the 2015 annual report questionnaire.

³⁴ Mexico response to the 2015 the annual report questionnaire.

Figure XVI
Global seizures of methamphetamine, by region (2005-2015)^a
 (Kilograms)



^a Data for 2015 are preliminary.

61. In Asia-Pacific, methamphetamine seizures have been increasing steadily since 2008, with the total amount seized in the region increasing sixfold over the period 2008-2015. In East and South-East Asia, methamphetamine is trafficked in tablets and in crystalline form, with tablets being manufactured and trafficked mostly within the Mekong subregion (notwithstanding recent evidence of the presence of tablets in Malaysia, the Republic of Korea and Singapore) and crystal methamphetamine being spread throughout the region.³⁵

62. Methamphetamine seizures in China have increased every year since 2008, from 6 to over 36 tons in 2015, the highest value reported by a single country that year. Chinese authorities reported that about 88 per cent of seized methamphetamine tablets are produced in the Golden Triangle, while most of the crystal methamphetamine trafficked in the country is of domestic production.³⁶ The sharp increase in the Asia-Pacific is not only a consequence of a rise in China, but in many countries within the region. Australia, Indonesia, Myanmar, the Philippines and Thailand have all shown strong increasing trends since 2009.

63. In Africa, Nigeria has reported significant amounts of methamphetamine seized in recent years, with 341 and 119 kilograms in 2013 and 2014 respectively, and a record 410 kilograms in 2015. Nigerian authorities reported the detection of two methamphetamine laboratories in 2015.³⁷ Other countries in sub-Saharan Africa also report methamphetamine seizures occasionally, including 539 and 347 kilograms by Niger and South Africa respectively in 2012.

Amphetamine

64. Since 2004, global amphetamine seizures have been concentrated mostly in the Near and Middle East and South-West Asia (see figure XVII). In particular, there

³⁵ UNODC, *The Challenge of Synthetic Drugs in East and South-East Asia and Oceania: Trends and Patterns of Amphetamine-type Stimulants and New Psychoactive Substances* (2015).

³⁶ Country report submitted by China to the Fortieth Meeting of Heads of National Drug Law Enforcement Agencies, Asia and the Pacific.

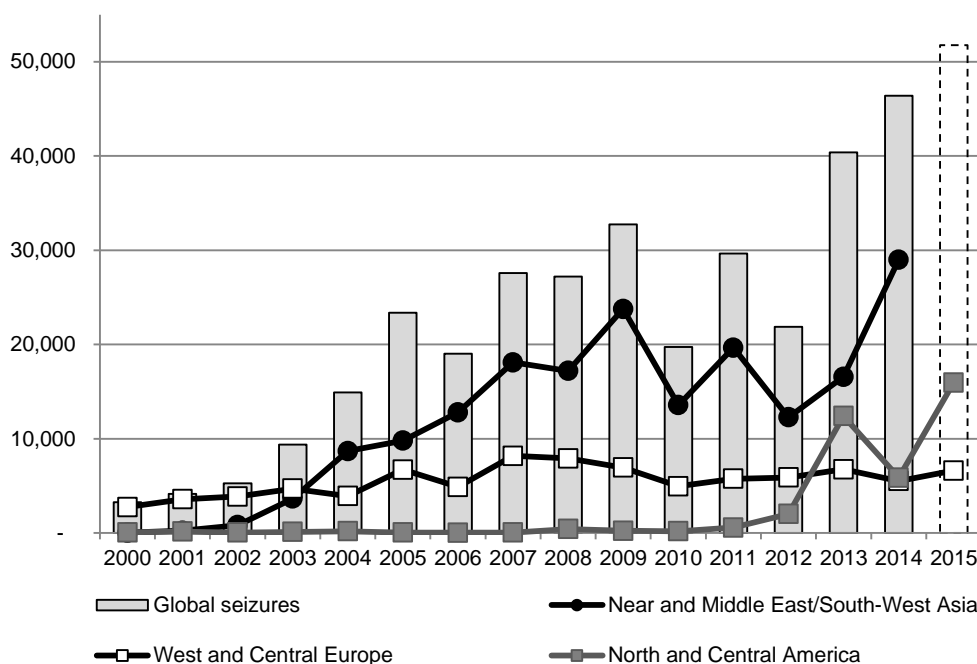
³⁷ Response submitted by Nigeria to the annual report questionnaire for 2015.

has been a marked increase in Saudi Arabia, from less than 100 kilograms of amphetamine seized annually previous to 2003 to a record 17 tons in 2014. In 2015, amphetamine seizures in Saudi Arabia amounted to 10.7 tons. The increase in the region is not only a consequence of the rise in this country, but other Member States have experienced an increasing trend in recent years. Record amphetamine seizures were reported in Jordan and Lebanon in 2014, with 5.4 and 6 tons respectively, while Pakistan and the Syrian Arab Republic recorded historical highs of 2.9 and 4.2 tons respectively in 2015.

Figure XVII

Global seizures of amphetamine, by region (2000-2015)^a

(Kilograms)



^a Data for 2015 are incomplete and preliminary.

65. In West and Central Europe, amphetamine seizures have remained relatively stable since 2005, with countries like Germany, the Netherlands and the United Kingdom of Great Britain and Northern Ireland consistently reporting significant annual seizures. While amphetamine seizures in Germany have remained between 1.2 and 1.4 tons since 2008, the United Kingdom has reported 612 and 624 kilograms seized in 2014 and 2015 respectively, down from levels that oscillated between 1 and 3.5 tons during the period 2000-2013. The Netherlands reported 1.5 tons of amphetamine seized in 2015.

66. In recent years, there has been an increased presence of amphetamine in the Americas, in particular in North and Central America (see figure XVII). The United States was the country with the highest reported amphetamine seizures globally in 2013, with over 12 tons. While seizures have decreased in recent years to 4.3 and 2.7 tons in 2014 and 2015 respectively, they remain significantly above the levels reported in previous years. In Guatemala, seizures reached over 1.5 tons in 2014 and 12.7 tons in 2015, the highest level reported by a single country that year, mostly due to an unprecedented multi-ton seizure that year. Mexico also reported seizing a record 300 kilograms of amphetamine in 2015.

Table 2

Highest reported annual amphetamine seizures by African countries on record

<i>Year</i>	<i>Country</i>	<i>Seizures (in kilograms)</i>
2014	Sudan	3 543
2015	Egypt	2 429
2013	Côte d'Ivoire	1 254
2011	Sudan	192
2009	Zambia	50

67. In recent years, there has also been an increase in amphetamine seizures in Africa. While seizures in the continent were virtually insignificant until 2012, Côte d'Ivoire, the Sudan and Egypt reported multi-ton annual amphetamine seizures in 2013, 2014 and 2015 respectively. As shown in table 2, the scale of these seizures is notably larger than any seizures previously recorded in the continent.

“Ecstasy”-type substances

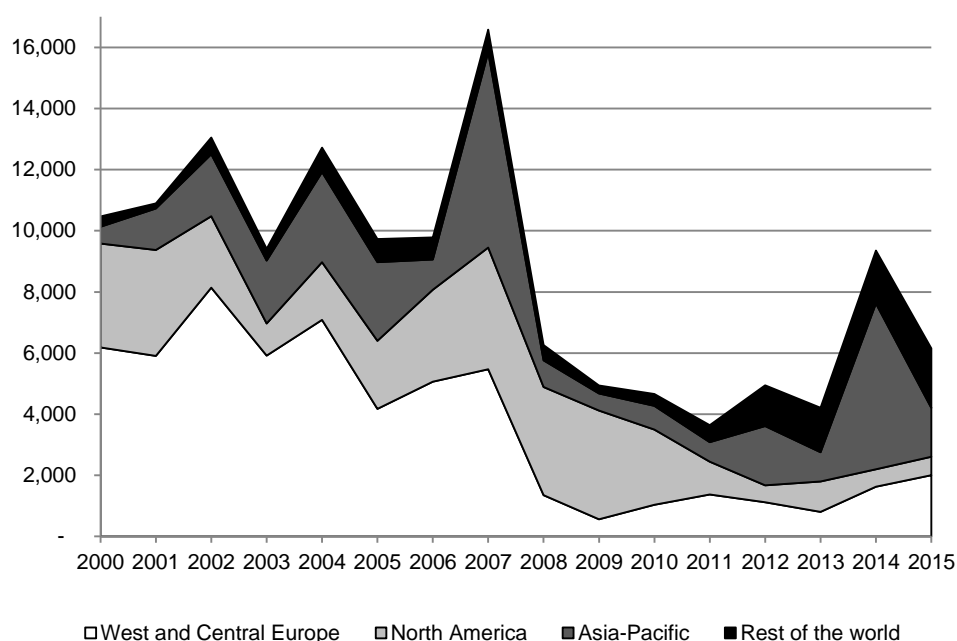
68. After increasing to 9.3 tons in 2014, global seizures of “ecstasy”-type substances decreased to 6.1 tons, a higher level than that observed during the period 2009-2013, when seizures averaged 4.5 tons. As shown in Figure XVIII, seizures of 3,4-methylenedioxymethamphetamine (MDMA) have followed a decreasing trend over the last 15 years, mostly due to declines in the North America and West and Central Europe markets. In recent years, global trends seem to be more affected by regional tendencies in the Asia-Pacific, suggesting that this region “might be becoming an emerging driver of the global market for ecstasy”.³⁸ Other regions, in particular Turkey in South-East Europe, have also seen sharp increases in “ecstasy” seizures in recent years.

69. In 2015, Turkey reported the highest seizures of “ecstasy”-type substances by a single country, with a record 1,538 kilograms. This country has reported close to 1 ton seized annually between 2012 and 2015, up from an average 285 kilograms during the previous nine years. After reaching 4,375 kilograms in 2014, “ecstasy” seizures in Australia decreased to 671 kilograms in 2015.

³⁸ *The Challenge of Synthetic Drugs in East and South-East Asia and Oceania: Trends and Patterns of Amphetamine-type Stimulants and New Psychoactive Substances.*

Figure XVIII
Global seizures of “ecstasy”-type substances, by region (2000-2015)^a

(Kilograms)



^a Data for 2015 are preliminary.

70. Small quantities of “ecstasy”-type substances are seized in Africa every year. In 2015, Egypt, Morocco and Zambia reported seizures of “ecstasy”-type substances for 1.4, 3.4 and 1.2 kilograms respectively. Egyptian authorities reported that this drug is mostly smuggled in postal parcels from Europe and North America, through legal entry points and in the personal luggage of smugglers.³⁹

IV. Conclusions

71. The cultivation of cannabis continues in most countries worldwide and in all regions of the world, while the production of cannabis resin remains confined to a few countries. Globally, cannabis herb seizures have remained stable since 2012, while preliminary data suggest that cannabis resin seizures increased slightly for the second consecutive year in 2015. In Africa, cannabis resin seizures continue to be concentrated in the northern part of the continent, while cannabis herb seizures occur in both sub-Saharan and North Africa. Cannabis seizures, both resin and herb, have followed an increasing trend in North Africa in recent years.

72. After decreasing in 2015 for the first time in six years, preliminary data suggest that the global area under opium poppy cultivation increased again in 2016. Global seizures of opium and illicit morphine remain concentrated in Afghanistan and neighbouring countries, while heroin seizures cover a wider geographical area. Global heroin seizures have remained relatively stable since 2008, at levels significantly higher than those recorded in previous years. Heroin seizures in Africa have increased in recent years, with significant amounts being seized in the eastern part of the continent, especially in countries like Egypt and the United Republic of Tanzania.

73. After reaching historically low levels in 2013, the total area under coca bush cultivation increased for the second consecutive year in 2015, as a result of sharp increases in Colombia. Global cocaine seizures increased sharply in 2015 reaching unprecedented levels, with increases in the Americas and West and Central Europe.

³⁹ Country report submitted by Egypt to the Twenty-sixth Meeting of Heads of National Drug Law Enforcement Agencies, Africa.

West African countries have traditionally been more affected by cocaine trafficking, with countries such as Ghana and Nigeria often reporting significant seizures. In recent years there seems to be an increase in the use of routes established for other drugs, such as cannabis in North Africa, or heroin in East Africa, which resulted in an increase in cocaine seizures in these regions.

74. Amphetamine-type stimulants seizures have been following a sharp increasing trend since 2008, and 2015 marked a new global record. While global amphetamine and methamphetamine seizures have followed sharp increasing trends over the last 15 years, seizures of “ecstasy”-type substances have decreased over the same period. Since 2012, there has been a sharp increase in the amounts of amphetamine-type stimulants being seized in Africa, especially amphetamine and methamphetamine.
