



General Assembly

Distr.: General
25 July 2022

Original: English

Seventy-seventh session

Item 18 (b) of the provisional agenda*

Sustainable development

Follow-up to and implementation of the SIDS Accelerated Modalities of Action (SAMOA) Pathway and the Mauritius Strategy for the Further Implementation of the Programme of Action for the Sustainable Development of Small Island Developing States

Report of the Secretary-General

Summary

This present report has been prepared pursuant to General Assembly resolution [76/203](#). It covers the period from August 2021 to July 2022 and contains summaries of activities undertaken by reporting Member States and United Nations system organizations to implement the SIDS Accelerated Modalities of Action (SAMOA) Pathway. It also responds directly to the request contained paragraph 8 (a) of the resolution that the Secretary-General provide an update to the Assembly at its seventy-seventh session on the development of the multidimensional vulnerability index for small island developing States. In addition, for the first time, the report also contains a summary of an in-depth analysis of implementation, which was carried out using the newly developed SAMOA Pathway monitoring and evaluation framework.

* [A/77/150](#).



I. Introduction

1. The long-standing cooperation and support provided by the international community continues to play an important role in helping small island developing States to make progress in addressing their vulnerabilities and in supporting their sustainable development efforts. The present report has been prepared in response to paragraph 21 of General Assembly resolution 76/203 and to the specific request in paragraph 8 (a) of the resolution for an update on the progress of work on the development of the multidimensional vulnerability index for small island developing States.

2. In preparing the present report, contributions were solicited from United Nations system organizations, the regional commissions, regional intergovernmental organizations of small island developing States, major groups and Member States. The Secretariat issued a questionnaire, to which a total of 29 responses¹ were received, 5 of from Member States and 24 from United Nations system organizations and agencies. The present report contains a summarized version of the inputs. The full texts of all responses and submissions received is available on the website of the Department of Economic and Social Affairs.²

3. The report is divided into four sections. Section II contains summaries of responses to the Secretariat's questionnaire. Section III contains the summary of the analysis of the status of implementation of the SIDS Accelerated Modalities of Action (SAMOA) Pathway undertaken by the Economic Commission for Latin America and the Caribbean (ECLAC) and the Economic and Social Commission for Asia and the Pacific (ESCAP) with input from custodian agencies, based on the new monitoring and evaluation framework for the SAMOA Pathway developed by the Secretariat. Section IV contains updates on other activities specifically requested by the General Assembly.

II. Implementation and monitoring of and follow-up to the SAMOA Pathway

A. Updates from Member States

4. The Austrian Development Cooperation support to small island developing States, which aims primarily at reducing exposure to external shocks and improving resilience, is delivered mainly through the Global Network of Regional Sustainable Energy Centres. Support to the Economic Community of West African States was provided through its Regional Centre for Renewable Energy and Energy Efficiency.

¹ Submissions were received from Austria, Jamaica, Japan, Malta, Mauritius, the Division for Ocean Affairs and the Law of the Sea, the Economic and Social Commission for Africa, the Economic and Social Commission for Latin America and the Caribbean, the Economic and Social Commission for Asia and the Pacific, the Food and Agriculture Organization of the United Nations, the Global Environment Facility, the International Atomic Energy Agency, the International Civil Aviation Organization, the International Organization for Migration, the Office of the High Representative for the Least Developed Countries, Landlocked Developing Countries and Small Island Developing States, the United Nations Human Settlements Programme (UN-Habitat), the United Nations Conference on Trade and Development, the United Nations Office for Disaster Risk Reduction, the United Nations Educational, Scientific and Cultural Organization, the United Nations Population Fund, the United Nations Industrial Development Organization, the United Nations Office on Drugs and Crime, the United Nations Office for Project Services, the World Food Programme, the World Health Organization, the World Intellectual Property Organization and the World Trade Organization.

² See <https://sdgs.un.org/topics/small-island-developing-states>.

Support to the Caribbean Community (CARICOM) was provided through the Caribbean Centre for Renewable Energy and Energy Efficiency. Support to the Pacific was channelled through the Pacific Centre for Renewable Energy and Energy Efficiency. In the Austrian development policy for the period 2019–2021, which was extended to 2022, it is noted that water supply and sanitation, renewable energy and rural development for increased food security are priority areas for cooperation in least developed countries and small island developing States.

5. During the reporting period, the Government of Jamaica implemented several initiatives aimed at reducing vulnerabilities and improving resilience, including through its COVID-19 Allocation of Resources for Employees (CARE) programme. CARE, a temporary cash transfer programme, seeks to cushion the economic impact of the coronavirus disease (COVID-19) pandemic on individuals and businesses, including the poor and vulnerable, the unemployed, the informally employed and the elderly. The Government of Jamaica also partnered with the private sector to develop the E-commerce National Delivery System (ENDS), an application enabling business continuity during the COVID-19 curfew hours. ENDS allowed food and service entities, such as restaurants, supermarkets and pharmacies, to deliver products during those hours. The National Water Commission of Jamaica has commenced a project to source water from the Rio Cobre River and rehabilitated wells to address the water issue confronting residents of the Kingston metropolitan area.

6. Japan delivered bilateral aid to more than 15 small island developing States to help them address their vulnerabilities and challenges. It provided grant aid to Fiji, Palau and Vanuatu to strengthen border control systems and offered grant aid to 14 Pacific island countries to strengthen health-care systems against the new strain of COVID-19. Grant aid was also given to the Cook Islands to strengthen its health and medical systems and improve its water and sewage infrastructure. Similar aid was provided to Timor-Leste in response to a flood emergency and to COVID-19. Japan also provided support through the project for strengthening sargassum management capacities in the Caribbean, with the aim of supporting the enhancement of the capacity of Barbados, Saint Kitts and Nevis, Saint Lucia, Saint Vincent and the Grenadines, and Trinidad and Tobago for the removal and disposal of sargassum seaweed.

7. Malta co-chaired, with Antigua and Barbuda, the Steering Committee on Partnerships for Small Island Developing States in 2020 and 2021, promoting the formation and consolidation of relevant partnerships to assist small island developing States in achieving the objectives of the SAMOA Pathway and the Sustainable Development Goals. Its 2021 Island for Islands initiative aims at supporting small island developing States in their fight against the negative impacts of climate change, and its foreign policy strategy (2022)³ aims to promote and advocate for the interest of small States and small island developing States in international forums. In addition, an internationally renowned Maltese expert in the vulnerabilities of small States was appointed as a member of the United Nations High-level Panel tasked with working on the development and finalization of the multidimensional vulnerability index for small island developing States.

8. Mauritius introduced the Wage Assistance Scheme and the Self-employed Assistance Scheme to help businesses and the self-employed withstand the impact of COVID-19. Other stimulus packages, including grants, loans and revolving credit, were introduced to ensure business continuity across sectors. Other social protection measures, such as the distribution of basic food items to the vulnerable segment of the population, were undertaken. To ensure long-term food security, the Government

³ See <https://foreign.gov.mt/en/Government/Documents/Ministry%20for%20Foreign%20Affairs%20-%20Foreign%20Policy%20Strategy.pdf>.

introduced a scheme to boost local crop and food production, including financial incentives to cooperatives and small and medium-sized industries for the purchase of livestock and the acquisition of equipment and machinery. Several grants and loan facilities were also introduced to encourage fishers to acquire semi-industrial fishing vessels. As part of its nationally determined contribution, Mauritius has committed to increasing the share of renewable energy in its electricity mix to 60 per cent and phasing out the use of coal for electricity generation by 2030.

B. Updates from the United Nations system

9. The Division for Ocean Affairs and the Law of the Sea implemented projects in Barbados and Belize aimed at reducing exposure to external shocks and improving resilience. Through its online training course on delineation of the outer limits of the continental shelf beyond 200 nautical miles, the Division, in collaboration with the Pacific Maritime Boundaries Programme and the secretariat of Pacific Community, trained 29 individuals from Pacific small island developing States. As a partner in the PROBLUE Ocean Governance Capacity-Building Training Programme (World Bank), the Division conducted a regional workshop in Africa, with 87 participants, including participants from small island developing States.

10. The Economic Commission for Africa (ECA) highlighted emerging regional initiatives to close the financial gaps constraining most efforts of African small island developing States to scale up actions on the SAMOA Pathway and the Sustainable Development Goals. In collaboration with other United Nations agencies and international organizations, ECA built capacity in Carbo Verde, the Comoros, Guinea-Bissau, Mauritius and Seychelles in areas related to fisheries, aquaculture, agriculture, conservation of marine ecosystems and disaster risk reduction. In collaboration with the Southern African Development Community, ECA is building the institutional capacities of Mauritius to assess the socioeconomic effects of the recent marine oil spills and develop plans to rehabilitate and recover the losses to coastal ecosystems.

11. ECLAC continued the implementation of its *ex ante* interventions, including its proactive and preventive strategies at the national and/or subregional levels during the reporting period aimed specifically at reducing exposure to external shocks and improving resilience in the Caribbean small island developing States. Ongoing capacity-building initiatives and programmes continued throughout the reporting period, including the Debt for Climate Adaptation Swap Initiative, the Caribbean Regional Resilience-Building Facility, support for application of geospatial technologies and activities supporting blue/green economy, research and analysis as well as public participation and justice in environmental matters.

12. The ESCAP framework on socioeconomic response to COVID-19⁴ was developed to provide immediate and direct support to its member States. During the reporting period, ESCAP, solely and jointly with United Nations agencies and regional partners, supported the Pacific in: (a) disaster risk reduction; (b) COVID-19 recovery strategies; (c) enhancing national social protection systems; and (d) regional cooperation. ESCAP also strengthened its partnerships with the regional organizations in the Pacific, signing a memorandum of understanding with the Pacific Community and the Secretariat of the Pacific Regional Environment Programme. Renewal of its memorandum of understanding with the Pacific Island Forum Secretariat is under way.

⁴ See <https://www.unescap.org/resources/socio-economic-response-covid-19-escap-framework>.

13. FAO prioritized a holistic approach to building resilient agrifood systems in small island developing States aimed at simultaneously responding to and recovering from emergencies, while contributing to addressing root causes of risks and vulnerabilities, as well as analysing and designing interventions that prevent, anticipate, prepare for and absorb the impacts of the multiple, and often intertwined, risks across agrifood systems. In addition to its other reported initiatives, FAO is currently supporting 10 readiness projects across the three small island developing States regions.

14. The support of the Global Environment Facility (GEF) to small island developing States included: (a) an ongoing focus on efforts to deal with wildlife trade and consumption challenges through the Global Wildlife Programme;⁵ (b) identifying risks in projects and programmes that may seriously compromise past gains and future outcomes; (c) providing ongoing support to incorporate blue and green recovery mechanisms; and (d) in terms of future support, developing the Healthy Planet, Healthy People framework, which explicitly recognizes the dependency of human health and well-being on a healthy environment. In 2021, GEF supported at least 14 small island developing States in integrating COVID-19 risks and opportunities for green and blue recovery in their GEF-financed interventions.

15. Through its subregional approach to the Pacific Islands, the International Atomic Energy Agency (IAEA) has national programmes in Fiji, the Marshall Islands, Palau and Vanuatu. Samoa became the 173rd member of IAEA in 2021. IAEA collaboration with the Caribbean small island developing States is guided by the Regional Strategic Framework for Technical Cooperation between IAEA and CARICOM member States for 2020–2026. Examples of the IAEA initiatives in small island developing States include the Nuclear Technology for Controlling Plastic Pollution (NUTEC Plastics) and the Zoonotic Disease Integrated Action (ZODIAC) initiatives.

16. During the reporting period, the International Civil Aviation Organization implemented its support programmes in all regions of small island developing States in collaboration with the United Nations Development Programme (UNDP), the European Union and GEF.

17. Working with other United Nations entities and with industry to assist small island developing States with seafarer well-being, facilitating crew change and the repatriation of seafarers during the COVID-19 pandemic, the International Maritime Organization, with the support of the Government of the Republic of Korea, implemented the Greenhouse Gas Strategy. The Strategy supports small island developing States in the safe, secure, efficient and reliable transport of goods across their respective regions, while minimizing pollution, maximizing energy efficiency and ensuring resource conservation.

18. The International Organization for Migration (IOM) carried out dedicated research on evacuations⁶ and planned relocation⁷ as tools to enhance resilience and reduce disaster risk in Cuba, Dominica and Haiti. In the Pacific, IOM is a key stakeholder supporting community resilience-building efforts in the Marshall Islands, Micronesia (Federated States of), Palau and Papua New Guinea. Similar activities are being implemented in Bahrain, Maldives and Mauritius.

19. The Office of the High Representative for the Least Developed Countries, Landlocked Developing Countries and Small Island Developing States utilizes its

⁵ See <https://www.worldbank.org/en/programs/global-wildlife-program>.

⁶ See https://programamesoamerica.iom.int/sites/default/files/evacuations_and_disaster_risk_reduction_caribbean_0.pdf.

⁷ See https://programamesocaribe.iom.int/sites/default/files/oim-relocation_report_6.pdf.

small island developing States national focal points network as a forum for sharing experiences and best practices. Together with the Department of Economic and Social Affairs, the Office of the High Representative provided focused substantive, technical and political expertise in support of the High-level Panel on the multidimensional vulnerability index, including by coordinating contributions from across the United Nations system and leading an advocacy strategy that seeks to encourage the adoption and use of the index, including among international financial institutions.

20. The World Health Organization and partners are strengthening health systems, with a focus on resilience and financial sustainability, and providing technical assistance in country-specific situations, with a view to achieving the health-related targets of the Sustainable Development Goals.

21. The United Nations Human Settlements Programme (UN-Habitat) supported Guinea-Bissau in tailoring its response to COVID-19 to the urban context by holding a neighbourhood cleaning championship to improve basic sanitation and waste treatment through a competition for neighbourhood cleaning in the city. A single health platform was created so that all relevant announcements could be found in one place. UN-Habitat carried out a similar initiative in Cabo Verde during the reporting period.

22. Helping small island developing States to build economic resilience is at the core of action by UNCTAD to reduce their vulnerability. UNCTAD has consistently used the United Nations Economic Vulnerability Index to demonstrate their unique exposure to shocks and to help Governments organize risk mitigation. If requested, UNCTAD will assess the productive capacities and weaknesses of small island developing States. One of the typical goals of policymakers that UNCTAD will support is smart specialization in stable activities that do not aggravate external economic dependence. Tailored development cooperation with small island developing States also involves guiding foreign direct investment and investment policy. UNCTAD helps small island developing States find trading opportunities in the ocean economy, reduce the cost of maritime transport and promote e-commerce and customs automation as factors of trade efficiency. Finally, UNCTAD actively supports the quest of least developed small island developing States for a smooth transition to post-least-developed-country status.

23. The need for better data, financial resources and effective governance to strengthen early warning systems in small island developing States is recognized in the 2022 Global Platform for Disaster Risk Reduction.⁸ The United Nations Office for Disaster Risk Reduction restored and updated historical disaster loss data in 12 small island developing States and 10 territories. The integration of policy and action for disaster risk reduction and climate adaptation has been progressing, with legal mandates in eight Caribbean and Pacific small island developing States. The Office has also been supporting the development of disaster risk reduction plans that integrate biological hazards in several Caribbean small island developing States. At the local level, the Office is engaging with cities (in Jamaica, Maldives and Trinidad and Tobago) to build and strengthen local resilience planning. At the global level, the International Recovery Platform launched the Recovery Help Desk in 2021.

24. Small island developing States are a priority group for the United Nations Educational, Scientific and Cultural Organization (UNESCO), which has implemented several initiatives highly relevant to small island developing States, such as the UNESCO/European Union project on South-South cooperation supporting Jamaica in the development of new cultural and creative industries; the sustainable tourism management plan in the Comoros in 2021, financed by the Netherlands Funds-in-

⁸ See <https://globalplatform.undrr.org/>.

Trust; and a joint United Nations project focusing on strengthening the informal economy, with a focus on cultural and creative industries in Fiji, Palau, Tonga and Vanuatu. In addition, vulnerability to hydro-meteorological hazards was mapped in some small island developing States, and climate change strategies have been implemented at World Heritage sites in Jamaica, Saint Kitts and Nevis, Saint Lucia and Curaçao. In addition, the Intergovernmental Oceanographic Commission of UNESCO developed an online ocean acidification course and hosted a course for Pacific Island nations during the reporting period.

25. The United Nations Population Fund (UNFPA) supports the priorities of small island developing States through country and subregional multi-country programmes with an emphasis on population data, health, including reproductive health, empowerment of young people, women and girls, and gender equality. In Mauritius, Sao Tome and Principe and Seychelles, UNFPA supported the socioeconomic impact assessment and socioeconomic response plan to COVID-19 through the establishment of a responsive and scalable social protection system. Through the support of the Department of Foreign Affairs and Trade of Australia, UNFPA programming support increased by 27 per cent in the Pacific region in 2021.

26. The United Nations Industrial Development Organization (UNIDO) promotes an innovative renewable energy and energy efficiency business model, particularly through the Global Network of Regional Sustainable Energy Centres.⁹ At the core of the UNIDO strategy for small island developing States is the creation of tailored interventions in the wake of the COVID-19 crisis. In Cabo Verde, for instance, under the framework of the European Union-funded West Africa Competitiveness Programme, a simplified certification scheme for quality assurance was implemented to remove access barriers to trade and market entry for micro-, small and medium-sized enterprises within the tourism sector. UNIDO, SIDS DOCK and other partners are supporting the establishment of the Global Ocean Energy Alliance in close cooperation with the private industry and Governments of small island developing States. The Alliance will address the needs of small island developing States and coastal developing countries in accessing ocean energy technology, finance and expertise.

27. The United Nations Office on Drugs and Crime has been supporting small island developing States in: (a) drug prevention, treatment and care, by building capacity in evidence-informed, human rights-based drug demand reduction approaches; (b) anti-corruption efforts, through a corruption risk assessment in the health sector and the publication of a paper on corruption risks in public procurement in the context of COVID-19 in Pacific Island countries; and (c) prevention of trafficking in persons and smuggling of migrants, through the STARSOM (Strengthening Transregional Action and Responses against the Smuggling of Migrants) project, funded by Canada. In terms of the fight against corruption, UNODC also partnered with the Pacific Islands Forum secretariat in the development of the Teieniwa Vision on Pacific unity against corruption in February 2021. With regard to trafficking, training sessions were organized, under the TRACK4TIP initiative, for Venezuelan migrants in Trinidad and Tobago to promote early identification and safe case referral to authorities.

28. The United Nations Office for Project Services (UNOPS) provided support to Belize, Guyana, Suriname and Trinidad and Tobago through the delivery of critical medical equipment required for the care of patients affected by COVID-19, with funding support from the Government of Japan. UNOPS is also providing support in other areas relevant to small island developing States, such as for the development of strategic water management infrastructure assets, the reduction of energy costs and

⁹ See <https://www.gn-sec.net/>.

greenhouse gas emissions, and the reduction of pollution through a more streamlined and efficient solid waste collection and handling regime.

29. The World Food Programme (WFP) has tailored multi-country strategic plans in place to cover the Caribbean and Pacific small island developing States and guide the delivery of policy and technical capacities in social protection, disaster risk management, logistics and food security, and is putting measures in place to enhance the sustainability of preparedness actions and strengthen regional and national capacity to respond to disasters. At the global level, WFP is currently fine-tuning its programmatic offering for small island developing States. In partnership with several United Nations agencies, WFP implemented a two-year joint programme of the Joint Sustainable Development Goal Fund on enhancing resilience and acceleration of the Sustainable Development Goals in the Eastern Caribbean, which introduced an innovative approach to modelling universal adaptive social protection at the community, national and subregional levels.

30. The World Intellectual Property Organization (WIPO) has continued to provide support to small island developing States on developing national intellectual property strategies to facilitate the effective creation, development, management and protection of intellectual property at the national level. In July 2021, WIPO launched a COVID-19 response package, with the aim of helping member States to respond to the pandemic, as well as leverage intellectual property. Currently, 17 small island developing States have adopted and are in the process of implementing national intellectual property strategies and 4 have technology and innovation support centres established by WIPO.

31. The World Trade Organization (WTO) submitted a very comprehensive report on its activities related to small island developing States highlighting the Organization's commitment to building post-COVID-19 resilience through the Trade Facilitation Agreement, trade capacity-building, WTO accessions and the WTO programme on small and vulnerable economies.

III. Monitoring and evaluation framework for the SAMOA Pathway: an in-depth analysis

32. In 2021, in response to the request of the General Assembly at its seventy-fourth session (see resolution [74/217](#), para. 20), the Secretariat developed a monitoring and evaluation framework for the SAMOA Pathway.¹⁰ At its seventy-sixth session, the Assembly welcomed the progress on the framework and encouraged small island developing States to utilize the framework for reporting ahead of the fourth international conference on small island developing States (resolution [76/203](#), para. 22). The present section summarizes the findings of the in-depth trend analysis carried out utilizing the monitoring and evaluation framework of the SAMOA Pathway.

33. Due to data availability, it should be noted that the below analysis does not capture the impacts of COVID-19 or the global fallout from recent conflicts on small island developing States. However, the 2020 ([A/75/273](#)) and 2021 ([A/76/211](#) and [A/76/211/Corr.1](#)) reports of the Secretary-General on the follow-up to and implementation of the SIDS Accelerated Modalities of Action (SAMOA) Pathway and the Mauritius Strategy for the Further Implementation of the Programme of

¹⁰ See <https://sdgs.un.org/documents/final-report-development-framework-monitoring-samoa-pathway-43955>.

Action for the Sustainable Development of Small Island Developing contain some analysis on COVID-19 and small island developing States.

34. According to the briefs of the United Nations task team for the Global Crisis Response Group on Food, Energy and Finance, small island developing States are severely exposed to at least one dimension of the global shock triggered by the war in Ukraine. Forty of a total of 58 small island developing States had a maximum exposure score in at least one of the food, energy and finance dimensions. Indeed, small island developing States are facing challenges to pay for rising food and energy imports while having to spend more than twice the average of that spent by developing countries in servicing such payments.

A. Quantifying implementation of the SAMOA Pathway: trend analysis

1. Introduction

35. The present analysis uses the latest available data and estimates drawn from the global Sustainable Development Goal indicators database, custodian agencies and the databases of the regional economic commissions, which include country-level data as well as regional and global aggregates. It tracks progress in the three regions of small island developing States (the Atlantic Ocean, Indian Ocean and South China Sea, the Caribbean and the Pacific) in the thematic areas of the SAMOA Pathway, with some in-depth analyses of selected indicators. The statistics presented demonstrate how important data are for systematic follow-up and review of progress and to provide evidence for decision-making at all levels. The data requirements for the indicators are vast and constitute a tremendous challenge to small island developing States, as evidenced by the extensive data gaps across most thematic areas as well as the lack of recent data. As such, support to small island developing States in addressing their persistent data challenges ought to be a priority in the lead-up to and in any outcome document emanating from the fourth international conference on small island developing States.

36. Insufficient data for several key indicators makes assessing trends difficult in most thematic areas. As small island developing States struggle to recover from the confluence of crises dominated by COVID-19 and climate change, timely and high-quality data are more essential than ever. New investments in data and information infrastructure and human capacity are needed to get ahead of these crises and trigger earlier responses, anticipate future needs and design the urgent actions needed to realize the SAMOA Pathway and the 2030 Agenda for Sustainable Development.

2. Methodology

37. The monitoring framework of the SAMOA Pathway consists of 109 indicators (drawn from the Sustainable Development Goal indicators, the Sendai Framework for Disaster Risk Reduction 2015–2030, the Addis Ababa Action Agenda of the Third International Conference on Financing for Development and the Paris Agreement adopted under the United Nations Framework Convention on Climate Change) covering progress against all 30 priority action clusters of the SAMOA Pathway. In order to assess progress against each indicator, targets are required. However, in the absence of any targets in the SAMOA Pathway, a simple assessment of the degree of progress¹¹ was made, as follows:

(a) Category 1 (progress): average annualized compound annual growth rate greater than 0.5 per cent;

¹¹ The assessment was restricted to those series in which an improving trend was desirable.

(b) Category 2 (stagnant): average annualized compound annual growth rate between -0.5 and 0.5 per cent;

(c) Category 3 (regression): average annualized compound annual growth rate less than -0.5 per cent;

(d) Category 4 (no data): insufficient data to make an assessment.

38. Only data series with two or more data points were used, which allowed for a direction of progress to be ascertained. This resulted in no or limited assessments for several indicators for some small island developing States, which was unavoidable. In addition, in order to simplify the process, series without a clearly desirable direction were removed and disaggregated data were not incorporated into the calculations. The eight newly proposed indicators of the framework were also excluded from the process owing to difficulties in accessing suitable data. This will be reviewed in future reports. The issue of data availability is further addressed below.

39. To provide a clear picture of the progress of small island developing States, both collectively and by region, the three geographical regions were also adopted for the progress assessments. The composition of the regions is as follows:

(a) **Atlantic Ocean, Indian Ocean and South China Sea region:** Bahrain, Cabo Verde, Guinea-Bissau, Maldives, Mauritius, Sao Tome and Principe, Seychelles and Singapore;

(b) **Caribbean region:** Antigua and Barbuda, the Bahamas, Barbados, Belize, Cuba, Dominica, the Dominican Republic, Grenada, Guyana, Haiti, Jamaica, Saint Kitts and Nevis, Saint Lucia, Saint Vincent and the Grenadines, Suriname, Trinidad and Tobago, Anguilla, Aruba, Bermuda, the British Virgin Islands, the Cayman Islands, Curaçao, Guadeloupe, Martinique, Montserrat, Puerto Rico, Saint Maarten, the Turks and Caicos Islands and the United States Virgin Islands;

(c) **Pacific region:** Fiji, Kiribati, the Marshall Islands, Micronesia (Federated States of), Nauru, Palau, Papua New Guinea, Samoa, Solomon Islands, Timor-Leste, Tonga, Tuvalu, Vanuatu, American Samoa, the Cook Islands, Guam, New Caledonia, Niue and the Northern Mariana Islands.

40. To enable broader analysis, the SAMOA Pathway thematic areas were grouped as follows:

(a) Promote sustained and sustainable, inclusive and equitable economic growth, with decent work for all, sustainable consumption and production and sustainable transportation;

(b) Act to mitigate climate change and adapt to its impacts by implementing sustainable energy and disaster risk reduction programmes;

(c) Protect the biodiversity and environmental health of small island developing States by mitigating the impact of invasive species and by properly managing chemicals and water, including hazardous waste, and protecting the oceans and seas;

(d) Improve human health and social development through food security and nutrition and improved water and sanitation, and by reducing the incidence of non-communicable disease and promoting gender equity and women's empowerment;

(e) Foster partnership among small island developing States, United Nations agencies, development partners and others to achieve these goals.

41. Priority action clusters were then mapped against those thematic areas, as shown in the table below.

Priority action cluster and thematic area mapping

Thematic area	Priority action cluster	
	Paragraphs of the SAMOA Pathway	Description
1 Promote sustained and sustainable, inclusive and equitable economic growth, with decent work for all, sustainable consumption and production and sustainable transportation	23–29	Sustained and sustainable, inclusive and equitable economic growth with decent work for all
	30	Tourism
	66–67	Sustainable transportation
	68–69	Sustainable consumption and production
	87–88	Education
2 Act to mitigate climate change and adapt to its impacts by implementing sustainable energy and disaster risk reduction programmes	31–46	Climate change
	47–50	Sustainable energy
	51–52	Disaster risk reduction
3 Protect the biodiversity and environmental health of small island developing States by mitigating the impact of invasive species and by properly managing chemicals and water, including hazardous waste, and protecting the oceans and seas	53–58	Oceans and seas
	70–71	Management of chemicals and waste, including hazardous waste
	89–91	Biodiversity
	92–93	Desertification, land degradation and drought
	94	Forests
	95	Invasive alien species
4 Improve human health and social development through food security and nutrition and improved water and sanitation and by reducing the incidence of non-communicable diseases and promoting gender equity and women's empowerment	59–63	Food security and nutrition
	64–65	Water and sanitation
	72–75	Health and non-communicable diseases
	76–77	Gender equality and women's empowerment
	78–79	Social development
	80–82	Culture and sport
	83–86	Promoting peaceful societies and safe communities

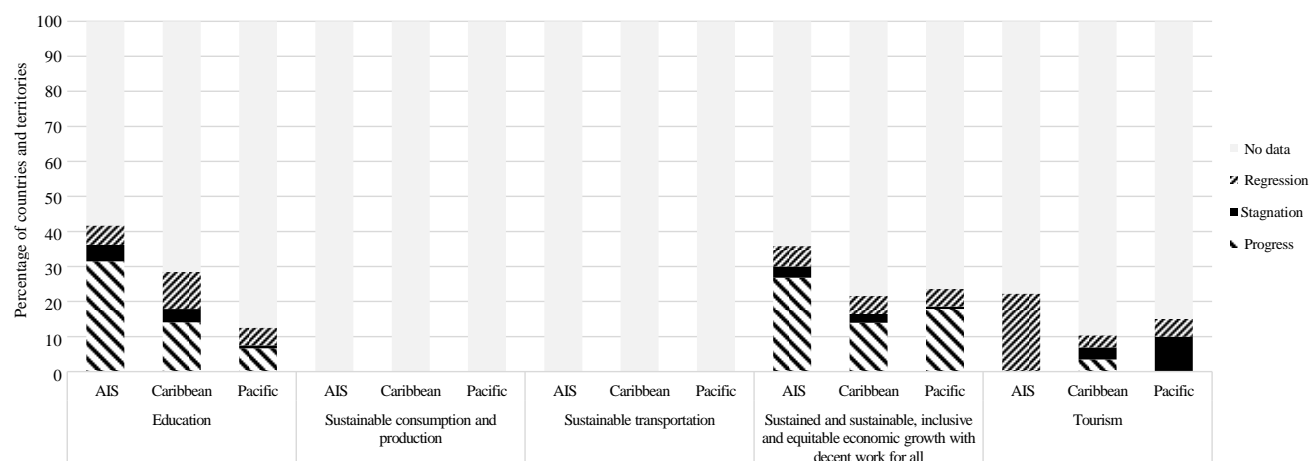
Thematic area	Priority action cluster	
	Paragraphs of the SAMOA Pathway	Description
5 Fostering partnerships among small island developing States, United Nations agencies, development partners and others to achieve the goals	96	Means of implementation
	97–101	Partnerships
	102–106	Financing
	107	Trade
	108–109	Capacity-building
	110–111	Technology
	112–114	Data and statistics
	115	Role of the United Nations system and relevant intergovernmental organizations
	116–117	Institutional support for small island developing States

3. Overview of the progress of small island developing States

(a) Thematic area 1. Promote sustained and sustainable, inclusive and equitable economic growth, with decent work for all, sustainable consumption and production and sustainable transportation

42. There was insufficient data to enable analysis of the sustainable consumption and production and sustainable transportation priority action clusters (see figure I). For the remaining priority action clusters, significant data gaps exist, with less than 40 per cent of countries in each of the three regions having data, making it difficult to draw significant conclusions.

Figure I
Progress in the small island developing States, by priority action cluster, 2018–present



Abbreviation: AIS, Atlantic Ocean, Indian Ocean and South China Sea.

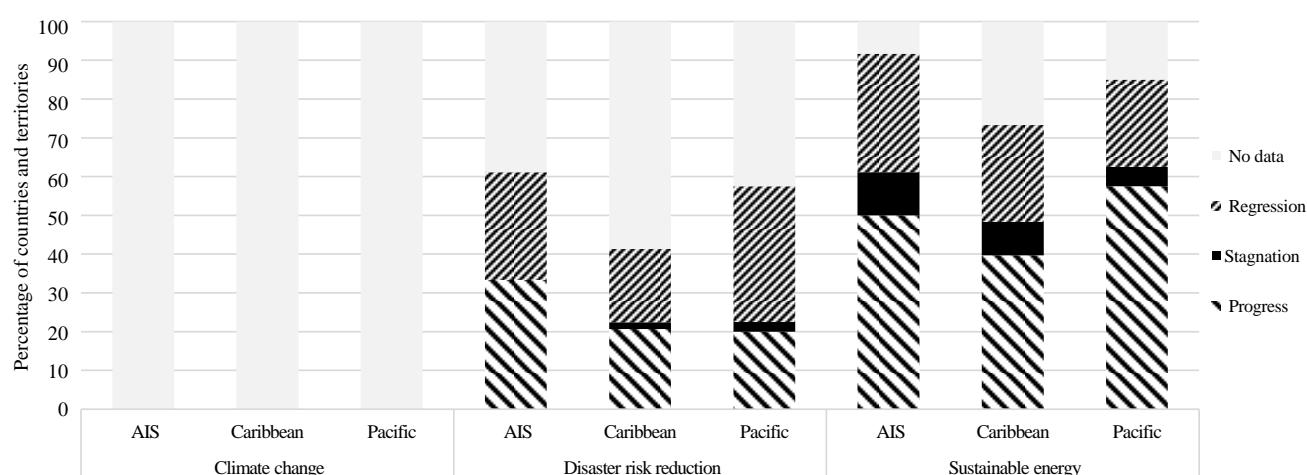
43. The limited data available shows that, for the education and economic growth clusters, most countries with data showed signs of progress. Further assessment of the underlying indicators shows improvements in school completion rates across all levels, as well as increases in official flows for scholarships, which are also being seen in nearly half of the small island developing States. Increases in official flows for infrastructure are also being seen in most small island developing States, especially in the Pacific and the Atlantic Ocean, Indian Ocean and South China Sea regions.

(b) Thematic area 2. Act to mitigate climate change and adapt to its impacts by implementing sustainable energy and disaster risk reduction programmes

44. There was insufficient data to enable analysis to take place for the climate change cluster (see figure II), which is an important issue for all small island developing States.

Figure II

Progress in the small island developing States, by priority action cluster, 2018–present



Abbreviation: AIS, Atlantic Ocean, Indian Ocean and South China Sea.

45. Most small island developing States are progressing on sustainable energy, especially in the Pacific, where two-thirds of the countries with data show progress. Further assessment of the underlying indicators shows that strong gains have been made in renewable energy capacity, where progress is being seen in approximately 80 per cent of small island developing States. Financial flows to support clean energy initiatives are evident in approximately two-thirds of the countries that have this data, with many small island developing States showing increased reliance on clean energy. While progress in renewable energy capacity is evident, small island developing States across all three regions are regressing in terms of the share of renewable energy as a percentage of total energy usage.

46. In the disaster risk reduction cluster, more than 70 per cent of all small island developing States now report data in the Sendai Framework Monitor. However, the frequency of reporting varies among the countries, making a comprehensive assessment or an identification of trends challenging. The following trends have emerged with respect to targets of the Sendai Framework for Disaster Risk Reduction 2015–2030:

(a) Substantially reduce global disaster mortality (2011–2020). Data has been compiled and reported by 30 small island developing States at least once. The

frequency of reporting, however, varies among the countries. A total of 1,366 deaths and missing persons have been reported against this target;

(b) Substantially reduce the number of affected people globally (2011–2020). Data has been compiled and reported by 30 small island developing States, though the frequency of reporting varies among the countries. A total of 4,099,604 directly affected persons have been reported against this target;

(c) Reduce direct disaster economic loss in relation to global gross domestic product (2011–2020). Sixteen small island developing States have compiled and reported data at least once. The frequency of reporting varies among the countries. The total value of direct economic loss attributed to disasters reported by small island developing States from 2011 to 2020 was \$9.939 billion. Of that amount, 75 per cent, or \$7.48 billion, was in the housing sector. Beyond monetized disaster-related losses, a number of countries have reported losses in housing, critical infrastructure and other sectors;

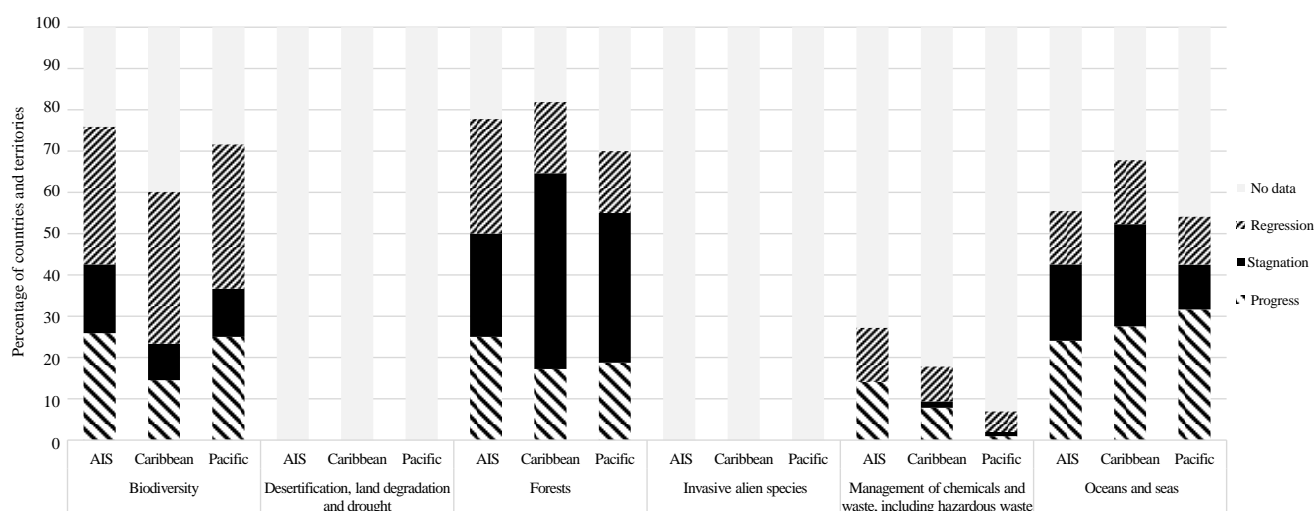
(d) Substantially reduce disaster damage to critical infrastructure and disruption of basic services (2011–2020). Twenty-nine small island developing States have reported at least once. A total of 4,078 critical facilities were destroyed or damaged. Of those, 1,228 health facilities were destroyed or damaged and 2,752 educational facilities were destroyed or damaged.

(c) Thematic area 3. Protect the biodiversity and environmental health of small island developing States by mitigating the impact of invasive species and by properly managing chemicals and water, including hazardous waste and protecting the oceans and seas

47. For thematic area 3, there was insufficient data to enable analysis to take place for the desertification, land degradation and drought and invasive alien species clusters (see figure III).

Figure III

Progress in the small island developing States, by priority action cluster, 2018–present



Abbreviation: AIS, Atlantic Ocean, Indian Ocean and South China Sea.

48. Despite progress in many countries, the health of the oceans and seas is either deteriorating or remains stagnant in most of the countries in the Atlantic Ocean, Indian Ocean and South China Sea and Caribbean regions and in some countries in

the Pacific region. Progress in keeping the oceans of the small island developing States clean is mixed, in particular with respect to coastal eutrophication and floating plastics, with some countries showing evidence of progress in this area, but many regressing. Nearly half of the small island developing States have increased their protected marine areas in recent years.

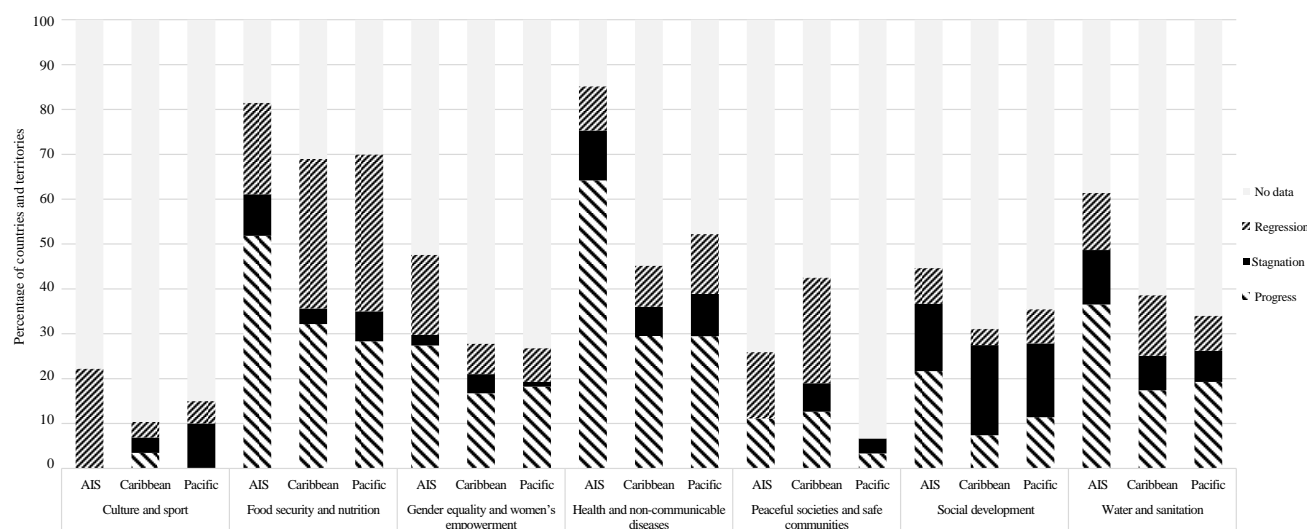
49. In all regions, the majority of countries are regressing or making no progress in preserving biodiversity and forest areas. On a positive note, ODA for biodiversity has been on the rise in recent years, especially in the Pacific, where two-thirds of the countries have seen increases. However, in most countries, the share of forest areas to total land area is decreasing. The Red List Index, which measures change in aggregate extinction risk across groups of species, has shown a decline in extinction risk in approximately 90 per cent of the small island developing States.

(d) Thematic area 4. Improve human health and social development through food security and nutrition and improved water and sanitation and by reducing the incidence of non-communicable disease and promoting gender equity and women's empowerment

50. Better coverage of data for this thematic area was noticeable. There were good signs of progress on health and non-communicable diseases, which, on further examination of the underlying indicators, could be attributed to declines in the rates of maternal, infant, under-5 and neonatal mortality in most small island developing States across all three regions (see figure IV). Reductions in the incidence of tuberculosis have also been seen, although some Pacific countries are still struggling with this communicable disease.

Figure IV

Progress in the small island developing States, by priority action cluster, 2018–present



Abbreviation: AIS, Atlantic Ocean, Indian Ocean and South China Sea.

51. Where data exists, many countries show moderate progress on food security and nutrition, gender equality and women's empowerment and water and sanitation. Further analysis of the underlying indicators shows water use efficiency on the rise across the small island developing States, especially in the countries of the Atlantic Ocean, Indian Ocean and South China Sea region, although water stress levels have been increasing noticeably for about half of the countries with data. There is also good evidence of increases in ODA in the area of water and sanitation across the small

island developing States, especially in the Pacific and the Atlantic Ocean, Indian Ocean and South China Sea regions. With regard to the prevalence of undernourishment, countries show mixed results, with some moving too slowly to meet the Sustainable Development Goal target by 2030 and others regressing or stagnating. Noteworthy is Cuba, which has already achieved Sustainable Development Goal target 2.1.1. For several countries, however, data does not exist for comprehensive analysis.

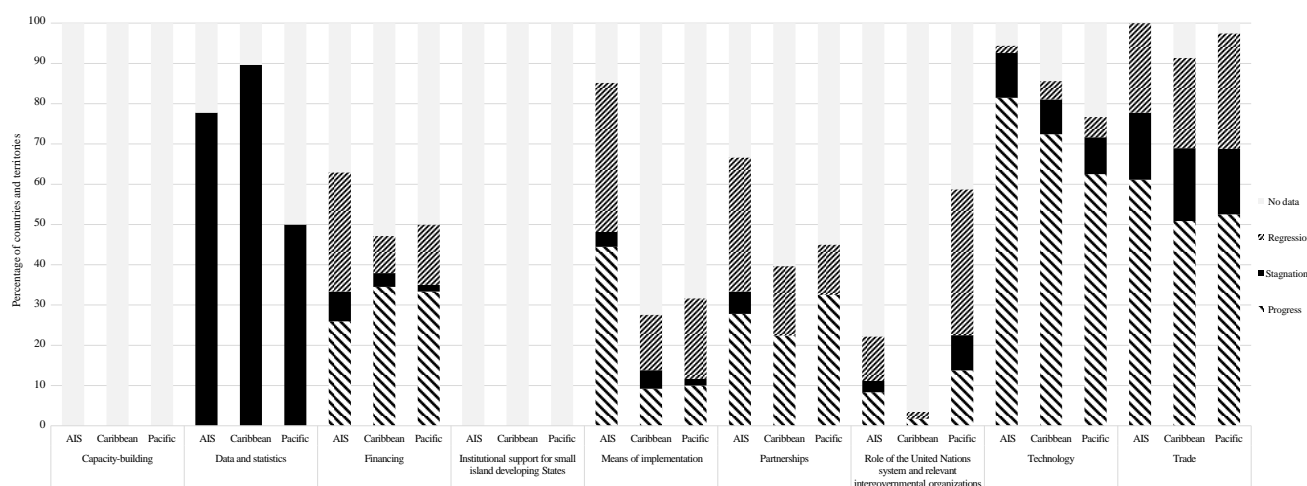
52. Most of the countries with data are not making progress or are experiencing negative trends in the culture and sport, peaceful societies and safe communities and social development clusters. On the increase for a number of small island developing States is the rate of intentional homicide, with more than half of the Caribbean countries showing increases.

(e) Thematic area 5. Fostering partnership among small island developing States, United Nations agencies, development partners and others to achieve the goals

53. For thematic area 5, there was insufficient data to enable analysis to take place for the priority action clusters of capacity-building and institutional support for small island developing States (see figure V).

Figure V

Progress in the small island developing States, by priority action cluster, 2018–present



Abbreviation: AIS, Atlantic Ocean, Indian Ocean and South China Sea.

54. Technology and trade showed the most noticeable progress in all regions, with growth in most countries in both fixed broadband subscriptions and access to mobile phone networks.

55. Financing also showed signs of progress in all regions. This can be attributed in part to the rise of personal remittances as a percentage of gross domestic product in many small island developing States, but a few countries in each region are still showing a decline.

56. Means of implementation and partnerships showed mixed results for all regions. Further analysis of underlying indicators showed declines in the funding of domestic budgets by taxes for a number of countries. ODA, while showing progress in many countries, especially in the Pacific, is on the decline in quite a few.

4. Overview of progress in small island developing States in the Atlantic Ocean, Indian Ocean and South China Sea region

57. Where there is data, small island developing States in the Atlantic Ocean, Indian Ocean and South China Sea region show mixed progress in key areas of the SAMOA Pathway, with some priority areas showing improvement for the region as a whole and others showing clear stagnation. Bahrain, Cabo Verde, Mauritius and Singapore are among the top ranked small island developing States with regard to progress. In Cabo Verde and Mauritius, however, there has been little movement in the past five years. For several countries, progress was difficult to assess across the thematic areas owing to insufficient data. For many States, the most frequently observed trends are stagnation and moderate improvement.

58. In the area of health, some States recorded declining maternal mortality rates. Singapore continues to be a leader with respect to achievement in health-related outcomes. Mauritius and Seychelles have the highest life expectancy in Africa. The Comoros has also made significant improvement, with its maternal mortality ratio decreasing from 444 per 100,000 live births in 2000 to 273 per 100,000 live births in 2017. The maternal mortality ratio in Mauritius decreased from 73 per 100,000 live births in 2015 to 61 in 100,000 in 2017. In Seychelles, the rate was 53 per 100,000 live births, and the estimate for the total number of births per 1,000 girls aged 15–19 years, from 2015 to 2017, was 66. With respect to access to family planning and reproductive health services, while small island developing States of the region made impressive progress between 2015 and 2020, the rate of access has remained much lower than other regions.

59. Governments in the region have also advanced with respect to their poverty reduction programmes, although there are wide variations in severe poverty where data exists. Improvements were also seen in the proportion of populations covered by social protection schemes, with several countries attaining almost 50 per cent coverage. Literacy rates across small island developing States of the region vary, but, where data exists, marked improvements were seen in youth literacy between 2013 and 2018. With regard to the quality and training of the teachers in the classroom, small island developing States of the region, on average, lag behind those of the Caribbean and Pacific regions. With regard to gender equality, many of the States have made impressive strides, some surpassing even the world achievement rate.

60. On access to clean energy, small island developing States of the region show mixed results, as they do with access to the Internet. While there has been marked improvement in access to the Internet for many countries, a greater push needs to be made to catch up with the Caribbean and Pacific small island developing States. In the area of climate action, most States have legislative or regulatory provisions for managing disaster risk, and several States have national disaster risk reduction strategies in place that are aligned with the Sendai Framework. With respect to those thematic areas related to natural resources management, progress in several countries has been poor, with land degradation, in particular, posing a major challenge.

5. Overview of progress in small island developing States in the Caribbean region

61. Caribbean small island developing States have made appreciable progress in critical areas of the SAMOA Pathway, although the region regressed in a few notable areas as well. The trend in progress since 2014 is generally consistent across the region, where most countries show progress or regression on the same indicators.

62. More than half of the Caribbean small island developing States made progress in expanding access to fixed Internet broadband, extending mobile network coverage, increasing renewable energy generation capacity and improving their position on

average tariffs placed on their exports. Notwithstanding the encouraging trend in renewable energy generation capacity and modest progress in financial flows to clean energy initiatives, in almost two-thirds of the Caribbean small island developing States, total fossil energy consumption increased in 2019 relative to 2014.

63. On health, the Caribbean recorded progress in controlling tuberculosis and neglected tropical diseases and reducing neonatal, maternal, infant and under-5 mortality. Countries also made some progress in controlling HIV infections and malaria. However, progress in birth attendance by skilled health personnel remained stagnant in more than one third of Caribbean countries between 2014 and 2019.

64. Governments in the Caribbean have progressed in enhancing their revenue generation position, but there is room to improve on the use of domestic taxes to fund the national budget. Personal remittances, a significant source of income for many Caribbean households, showed a positive trend in almost half of the countries between 2014 and 2020. At the national level, ODA varied significantly between 2014 and 2019, ranging from a decline of 64 per cent to an increase of 842 per cent over this period. ODA for scholarships and infrastructural development generally improved, while ODA for water and sanitation regressed.

65. The preservation of natural habitat and biodiversity and the prevention of violence are two areas in which the Caribbean showed significant regression, with no country making progress on the Red List Index and more than 50 per cent of countries recording increases in cases of intentional homicide in 2018 than they did in 2014. In the area of international trade, almost three quarters of Caribbean small island developing States recorded a decline in their share of global exports between 2014 and 2019.

6. Overview of progress in small island developing States in the Pacific region

66. The progress of the Pacific region against the SAMOA Pathway shows a mixture of results, with obvious improvements for the region as a whole in some priority areas and clear declines in others, and many showing progress in some countries but a decline in others.

67. Access to Internet broadband and mobile phone coverage have steadily improved across the region, with the main challenge being the provision of such services to more of the remote islands of some of the countries.

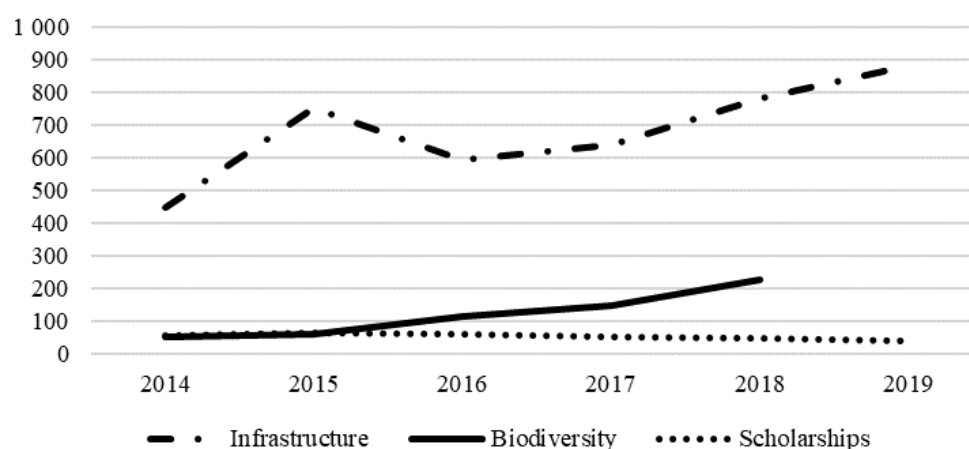
68. Nearly all countries in the Pacific have increased their renewable energy capacity, with half doubling this capacity since 2014, but this has not always translated into a significantly higher share of renewable energy use in relation to total energy use.

69. Within the health sector, clear progress has been made in reducing infant, neonatal and under-5 mortality, with each showing reductions of approximately 10 to 15 per cent for most Pacific countries during the period from 2014 to 2019. Of greater concern is the incidence rate of tuberculosis, which is still an issue in many Pacific countries, with rates being noticeably higher now than in 2000.

70. ODA throughout the region has improved, with some sectors benefiting more than others (see figure VI). ODA support to the infrastructure sector, for instance, nearly doubled between 2014 and 2019. ODA support for biodiversity increased by a factor of four between 2014 and 2018 and is far greater than it was before 2010. ODA scholarship support declined, however, by 30 per cent during the period from 2014 to 2019.

Figure VI
Official development assistance by type, 2014–2019

(Millions of United States dollars)



71. The reliance on domestic taxes to fund domestic budgets differs significantly from country to country in the Pacific, ranging from 20 to 85 per cent. However, the percentage contribution of domestic taxes has been generally on the decline in the Pacific.

7. Data availability

72. For the trend analysis summarized in the present report, a total of 109 indicators have been identified to monitor progress against each priority area of the SAMOA Pathway. The sources of the 109 indicators were as follows: 93 were Sustainable Development Goal indicators; 1 was a Paris Agreement indicator; 7 were Sendai Framework indicators; and 8 were newly proposed SAMOA Pathway indicators.

73. In this first iteration, using the new SAMOA Pathway monitoring and evaluation framework, and because of the challenges in obtaining data outside of the Sustainable Development Goal indicators, the present analysis was restricted to those 93 indicators mapped from the Sustainable Development Goal framework, with a more inclusive analysis of progress covering the remaining 16 indicators to be included in future reports.

74. Even with the analysis restricted to just those global Sustainable Development Goal indicators, there were still significant data gaps encountered, with a number of indicators spread across the priority areas not having data for any of the small island developing States. The progress assessments were further limited to those countries for which two or more valid data points were provided, in order to be able to measure the direction of any progress.

75. In past reports of progress against the Sustainable Development Goals, the same limitations with regard to data availability were encountered, with small island developing States among the countries most impacted. However, improvements in data availability are consistently being seen each year, and it is hoped that future reports of the Secretary-General on small island developing States will contain more comprehensive and complete analyses of progress.

76. The full and tabulated details of data availability across all indicators for each small island developing States region can be found on the website of the Department of Economic and Social Affairs.¹²

B. Assessing implementation

77. The SAMOA Pathway contains a number of action areas that require policy formulation, programmes or projects to be implemented at national, subregional and/or regional levels. A copy of the comprehensive analysis of the trends of implementation of those programmes and policies, utilizing the SAMOA Pathway monitoring framework, is available on the website of the Department of Economic and Social Affairs.¹³

78. The majority of SAMOA Pathway indicators come from three main sources: household surveys, national administrative data and international reporting. Accordingly, the strengthening of reporting against the SAMOA Pathway relies on the following:

- (a) Increased cooperation between custodian agencies and national statistical systems to produce indicators that are internationally reported;
- (b) Increased investments in regular household surveys, with corresponding questions and modules;
- (c) Increased data integration and coordination at the national level to harness administrative data.

79. As small island developing States prepare for the fourth International Conference on Small Island Developing States, to be convened in 2024, the strengthening of data systems, including the collection, analysis and use of data, will need to be a priority in any outcome document of the Conference. Improved data will allow for more thorough assessments of progress, including gaps in implementation. For key priority issues for small island developing States, such as climate change, such data are essential inputs relevant for everything from design standards for homes, commercial buildings and infrastructure to business structuring and financing. Climate data are essential inputs for government officials responsible for the management of public finances, assets, such as electricity grids, government buildings and roads, and services, such as emergency response and assistance. The general absence of these data across most small island developing States is a significant limitation.

IV. Updates on the implementation of the requests of the General Assembly

A. Fourth international conference on small island developing States

80. In paragraph 20 (a) of its resolution 76/203, the General Assembly called for the convening in 2024 of a fourth international conference on small island developing States. In a letter dated 12 November 2021 addressed to the Secretary-General, the Prime Minister of Antigua and Barbuda conveyed his Government's offer to host the conference in 2024.

¹² See <https://sdgs.un.org/sites/default/files/2022-07/TableofAvailableData.pdf>.

¹³ See https://sdgs.un.org/sites/default/files/2021-12/Final_Report_DevelopmentofFrameworkfor_monitoring_SAMOA_Pathway.pdf.

B. The small island developing States Partnerships Framework

81. In paragraph 20 (b) of its resolution [76/203](#), the General Assembly decided to establish the United Nations Small Island Developing States Partnerships Awards, and requested the Secretary-General to make the necessary arrangements for the launch of the awards in 2022. In July 2022, in the margins of the high-level political forum on sustainable development, during the eighth global multi-stakeholder small island developing States partnership dialogue, the inaugural United Nations Small Island Developing States Partnerships Award was awarded to the Small Island Developing States Lighthouses Initiative of the International Renewable Energy Agency (environmental category); the World Bank project “Unleashing the Blue Economy of the Caribbean” (economic category); and the Italy-Alliance of Small Island States Fellowship (social category).

C. Development of the multidimensional vulnerability index

82. In February 2022, the President of the General Assembly, pursuant to paragraph 8 (a) of resolution [76/203](#), appointed the following persons as Co-Chairs and members of the High-level Panel and tasked them with carrying forward the work to finalize the multidimensional vulnerability index: Gaston Browne, Prime Minister of Antigua and Barbuda (Co-Chair); Erna Solberg, former Prime Minister of Norway (Co-Chair); Lino Briguglio (Malta); Natalie Cohen (Australia); Omar El-Arini (Egypt); Louise Fox (United States of America); Edgar Gutiérrez-Espeleta (Costa Rica); Xiheng Jiang (China); Fatumanava Pa’olelei Luteru (Samoa); Leonard Nurse (Barbados); José Luis Rocha (Cabo Verde); and Yee Woan Tan (Singapore).

83. In carrying out its mandate, the High-level Panel, guided by the principles contained in paragraphs 78 to 83 of the report of the Secretary-General of 22 July 2021 ([A/76/211](#) and [A/76/211/Corr.1](#)), reviewed all relevant literature and consulted the institutional authors of current and ongoing work on the multidimensional vulnerability index, including the Asian Development Bank, the African Development Bank, the Committee for Development Policy, the Commonwealth, the International Monetary Fund, the Organisation for Economic Co-operation and Development, resident coordinators in the small island developing States and UNDP.

84. In accordance with its mandate and terms of reference,¹⁴ the Panel is expected, by December 2022, to present for the consideration of Member States, recommendations on:

- (a) A clear and coherent multidimensional vulnerability index with validated key components and subcomponents;
- (b) Possible governance arrangements for the multidimensional vulnerability index.

85. The High-level Panel has agreed on several important aspects of its deliverables, both theoretical and technical. The Panel has agreed on proposed definitions of structural vulnerability and structural resilience. The Panel has also agreed on a recommended overall structure of the index. That structure has guided the identification and selection of the best and most appropriate indicators to inform vulnerability across all dimensions and satisfy the general principles referred to in paragraph 80 above. The recommended structure has two levels:

¹⁴ See https://sdgs.un.org/sites/default/files/2022-07/MVI_Panel_TOR_%202021.pdf.

(a) A global-level assessment of structural vulnerability and resilience (net vulnerability) to take the form of an easy-to-understand dashboard, backed by a detailed, transparent vulnerability and resilience model;

(b) A national vulnerability resilience profile (for vulnerable countries) to provide granularity and greater characterization of a country's specific vulnerability, including non-structural vulnerabilities, to allow country ownership and attract support and collaboration towards building resilience.

86. Under the proposed structure, for a country that is deemed to be vulnerable in the global level assessment, any support to be provided should be guided by the national vulnerability resilience profile. The Panel views this proposed approach as sufficiently flexible to guide targeted assistance to a country and consistent with the performance-based allocation model presently utilized by most multilateral development banks and international financial institutions.

87. The interim report of the High-level Panel is available on the website of the Department of Economic and Social Affairs.¹⁵

88. The Panel has yet to complete its identification, selection and validation of the specific sets of indicators that will populate each of the six baskets of indicators under its proposed multidimensional vulnerability index. This will require extensive empirical research and a literature review. The Panel has also yet to deliberate on its recommendations on the governance structure for the index.

89. While awaiting the final report of the Panel, and continuing to be guided by the spirit of partnership, the General Assembly, may wish to take note of the interim report and reflect further or give guidance, including in the context of the fourth international conference on small island developing States, on vital issues arising from the work of the Panel to date. A comprehensive and collaborative approach to data is required and necessary if the multidimensional vulnerability index is to work, including for small island developing States. A collective approach to the construction of national vulnerability resilience profiles, including by the members of the Inter-agency Consultative Group on Small Island Developing States, is also essential if the index is to be fully utilized by and beneficial to vulnerable countries.

¹⁵ See https://sdgs.un.org/sites/default/files/2022-07/The_Interim_Reportonthe_MVI_%20July2022.pdf.